

607-7

City of Petersburg, Alaska 1998 Annual Budget

as submitted by Linda Snow, City Manager
on April 21, 1997

and adopted by the Petersburg City Council
on June 16, 1997 by Resolution No. 1483-R

Mayor

Jeffrey R. Meucci

Councilors

Sally Guiney

Richard Duvall

John Johnson

Syd Wright

Marc Martinsen

Paul Anderson



City of Petersburg Annual Budget FY 1997/98 Index

	Page #		Page #
City Manager's Budget Message	i - ii		
General Fund		Internal Service Funds	
Summary of Revenues and Expenditures	1	Motor Pool	157
General Fund Revenues	4	Self Insured Reserve	163
City Council	8	Geographic Information Systems	168
Administration	12		
Sales Tax	17	Capital Projects	
Legal Services	22	Cabin Creek Water Reservoir	173
Finance	26	Scow Bay Water	177
Police	31	Harbor Expansion and Renovation	181
Fire	42	24.9KV Line Upgrade	185
Public Works	47	Auto Load Control	189
Community Development	58	Hospital/2nd Street Improvements	193
Facilities Maintenance	63	Middle School Roof Repair	197
Engineering	69		
Community Services	74	Special Revenue Funds	
Library	78	Debt Service	201
Parks & Recreation	83	School Reserve	206
Non-Departmental	99	Streets & Roads Reserve	211
(Includes Interfund Transfers)		Land Development	216
		Special Revenue Fund	221
Enterprise Funds		Parking Fund	226
Electric Utility	104	Economic Fund	230
Water Utility	113		
Wastewater Utility	120	Appendices	
Sanitation Utility	128	Employee Fact Sheet	234
Port Authority	136	Comparison of Permanent Personnel	236
Port Authority Trust	146	Employee Pay Schedule	237
Elderly Housing	151		
		Graphics	
		Comparison of Expenses	239
		State Municipal Assistance & Revenue Sharing	240
		Revenue Sources	241
		Other Revenue Sources Detail	242



CITY OF PETERSBURG

P.O. BOX 329 • PETERSBURG, ALASKA 99833
TELEPHONE (907) 772-4511
TELECOPIER (907) 772-3759

MISSION STATEMENT: *The City of Petersburg, through active citizen participation, seeks to improve the quality of life for all of its citizens, respond to their needs and concerns in the most open, appropriate and fiscally responsible manner possible, and to balance their many diverse interests by finding common goals with which to define and direct the means to achieve them.*

April 21, 1997

To the Mayor, City Council Members, and Citizens of Petersburg:

In accordance with Alaska Statutes and the Home Rule Charter, I am pleased to present the consolidated operating and capital budget for the 1998 fiscal year. The contents of this document are intended to reflect both the mission statement and Petersburg City Council policies, goals, and objectives.

This year's budget process began in early January on a note of discomfiture as the budget team began adjusting to the potential disruption and decline in general fund services resulting from severely reduced revenue projections for raw fish tax and timber receipts. City councilors then submitted written comments regarding their FY98 budget priorities, many of which appeared to parallel staff concerns over lower revenue projections. In a subsequent work session, Council directed that preparation of the general fund budget should be based on a nine mill property tax--rather than the current ten mill rate. And finally, towards the end of budget development, it was determined that a sizable appropriation of general fund cash reserves would be required to fully fund completion of the Cabin Creek water project. By this time, it was exceedingly good news to realize that the projected decline in raw fish tax revenue was unlikely to materialize.


My initial direction to general fund department heads was to submit budgets containing across-the-board expenditure reductions of ten percent. I then worked with each department head to detail and refine their budget numbers based on a variety of considerations, e.g., impact on existing levels of service, contractual and other legal obligations, statutory and regulatory requirements, city council policy considerations, departmental goals and objectives, certification and/or training needs, etc.

I have attempted to balance these and other concerns in the most functional manner possible within the context of declining state revenue projections, unfunded mandates, the instability of raw fish tax and timber receipts revenue, property and sales tax constraints, and the importance of replenishing general fund cash reserves for future capital projects. The end result is a recommended FY98 budget which contains a reduction in general fund operating expenditures of nearly 9% under the FY97 approved budget. While these reductions are consistent with the fiscal conditions and circumstances described above, they will require serious deliberation by the City Council and citizens as it becomes known and understood that all general fund services are not, and cannot be, maintained at their current levels within the recommended budget.

Ultimately, every single line item in this budget, whether large or small or seemingly insignificant, is transformed by city employees into public service. Every single day, staff is called upon to allocate the use of those line items in the service of all citizens. I thank them for their hard work, dedication, and sense of humor. The importance of citizen awareness with respect to the limitations of local government can never be over emphasized, but it becomes even more critical when service reductions are called for. As is fitting and proper in democracies, however, public employees and public citizens alike turn towards our true public servants for direction and leadership—our elected officials. The unpaid work of city councilors and advisory board members is a relatively thankless job. I wish to express a great deal of appreciation and respect to each one of them, past and present, for keeping our democracy intact through their willingness to serve and for all the work they have done in the best interests of the community.

Lastly, the citizens of Petersburg continue to demonstrate a strong belief in the future of this community. I am unceasingly amazed and gratified at the tireless efforts and active participation of citizens to maintain and improve our quality of life in Petersburg. Many, many thanks for everything you do.

Respectfully submitted,



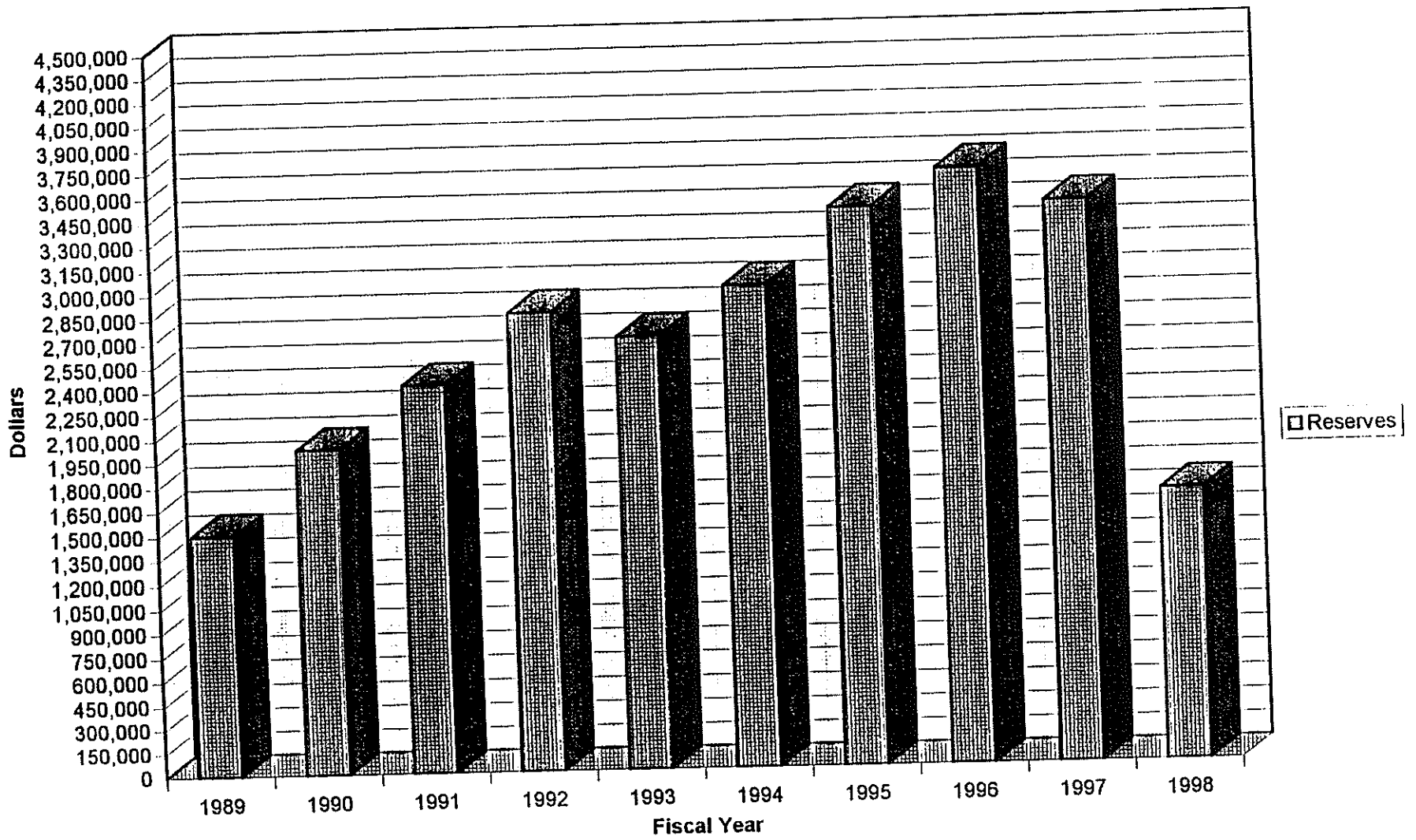
Linda Snow
City Manager

Summary of General Fund Revenues and Expenditures

	Prior Year Actual FY 94/95	Prior Year Actual FY 95/96	Current Year Budget FY 96/97	Budget Year Requested FY 97/98	Budget Year Recommended FY 97/98	Budget Year Approved FY 97/98
Revenues						
Property Taxes	1,393,388	1,441,572	1,516,385	1,500,065	1,500,065	1,495,062
Sales Taxes	2,282,150	2,488,510	2,453,000	2,440,000	2,440,000	2,440,000
Licenses & Permits	14,972	14,049	14,800	13,750	13,750	13,750
Federal Grants	8,429	28,667	25,000	25,000	25,000	25,000
State Shared Revenue	1,196,349	1,181,531	940,100	868,330	868,330	879,580
State Grants for Operating Expenses	112,462	580,982	94,400	85,715	85,715	89,300
State Charges for Services	180,748	163,223	159,000	159,000	159,000	159,000
Charges for Services	274,231	325,172	259,500	177,600	177,600	177,600
Fines & Forfeits	28,732	18,801	20,850	22,800	22,800	22,800
Miscellaneous Revenues	181,974	186,227	121,300	154,300	154,300	154,300
Proceeds of General Fixed Assets	3,496	10,550	5,100	4,000	4,000	4,000
General Fund Overhead	308,196	193,204	197,172	280,908	280,908	280,908
Local Bond Reimbursement	715,096	695,198	628,680	651,150	651,150	651,150
Interfund Transfers	505,367	63,597	24,800	6,750	5,550	5,550
Revenues Total	7,205,590	7,391,283	6,460,087	6,389,368	6,388,168	6,398,000

Expenditures						
City Council	86,486	107,081	88,612	72,897	66,897	68,897
Administration	185,413	203,180	219,058	194,235	194,735	196,735
Attorney	36,876	28,407	40,000	55,000	55,000	45,000
Sales Tax	1,359,620	1,186,905	1,056,298	1,191,686	1,191,386	1,191,386
Finance	290,369	301,175	297,323	310,699	319,299	333,899
Police	879,649	949,197	1,038,060	932,707	930,707	936,988
Fire/EMS	267,412	292,418	370,687	329,444	329,444	259,898
Public Works	866,592	1,587,136	1,054,223	914,348	856,943	812,459
Community Development	261,395	246,894	272,678	168,147	163,667	161,667
Facilities Maintenance	186,551	82,307	105,365	156,344	103,264	108,908
Engineer	10,748	47,204	55,372	79,501	80,101	84,101
Community Services	229,397	245,641	247,375	264,892	151,407	230,535
Library	149,597	156,376	192,248	173,181	168,181	168,181
Parks & Recreation	363,406	448,194	452,163	414,603	411,403	424,517
Non-Departmental O & M	152,357	182,078	200,196	205,900	204,300	204,300
Non-Dept./Interfund Transfers	1,407,701	96,663	771,892	663,592	663,592	663,592
Expenditures Subtotal	6,733,569	6,160,856	6,461,550	6,127,176	5,890,326	5,891,062
Non-Dept./Capital Projects	-	865,100	210,500	2,295,823	2,295,823	2,425,823
Expenditures Total	6,733,569	7,025,956	6,672,050	8,422,999	8,186,149	8,316,885

City of Petersburg Cash Reserves



SUMMARY OF GENERAL FUND CURRENT YEAR REVENUES AND EXPENDITURES

	Actual FY 92/93	Actual FY 93/94	Actual FY94/95	FY95/96 Prior Year Actual	FY 96/97 Approved Budget	FY 97/98 Approved Budget
CURRENT REVENUES	\$ 6,131,909	\$ 6,513,020	\$ 7,205,590	\$ 7,391,283	\$ 6,460,087	\$ 6,398,000
CURRENT EXPENDITURES	\$ 6,291,031	\$ 6,212,505	\$ 6,733,569	\$ 7,025,956	\$ 6,461,550	\$ 5,891,062
NET GAIN OR LOSS	\$ (159,122)	\$ 300,515	\$ 472,021	\$ 365,327	\$ (1,463)	\$ 506,938
BEGINNING CASH RESERVES	\$ 2,851,775	\$ 2,692,653	\$ 2,993,168	\$ 3,327,861	\$ 3,693,188	\$ 3,481,225
Less Capital Appropriations					\$ 210,500	\$ 2,425,823
O&M Increase/Decrease					\$ (1,463)	\$ 506,938
ENDING CASH RESERVES	\$ 2,692,653	\$ 2,993,168	\$ 3,465,189	\$ 3,693,188	\$ 3,481,225	\$ 1,562,340

FY 1997/97 includes \$2,295,823 for Cabin Creek Water Transmission capital project.

RECAP OF ENDING CASH RESERVES

FY 89/90	FY 90/91	FY 91/92	FY 92/93	FY 93/94	FY 94/95	FY 95/96	FY 96/97	FY 97/98 (Projected)
\$ 2,026,134	\$ 2,415,138	\$ 2,851,775	\$2,692,653	\$ 2,993,168	\$ 3,465,189	\$ 3,693,188	\$ 3,481,225	\$ 1,562,340

Cash reserves are dollars budgeted but not spent from previous fiscal years and revenues received over what was anticipated.

The above reserves include general fund and sales tax fund cash reserves.

The amounts shown for FY 89/90 through FY 95/96 are audited amounts; FY 96/97 is projected.

General Fund 001 FY 97/98

REVENUES

Account #	Description	Prior Year Actual FY 94/95	Prior Year Actual FY 95/96	Current Year Budget FY 96/97	Budget Year Requested FY 97/98	Budget Year Recommended FY 97/98	Budget Year Approved FY 97/98
Property Tax							
31100 10	Area #1	1,146,466	1,204,234	1,272,330	1,252,890	1,252,890	1,247,520
31100 20	Area #2	335,837	341,266	352,155	335,900	335,900	334,970
31100 30	Area #3	7,798	7,798	10,400	10,400	10,400	11,697
31100 40	Sr. Citizen/ Disb Vet.	(140,194)	(152,927)	(165,000)	(160,000)	(160,000)	(160,000)
31100 50	Federal PILOT		-	-	13,875	13,875	13,875
31100 80	Motor Vehicle Registration	36,483	34,429	36,500	37,000	37,000	37,000
31100 90	Penalty & Interest	6,998	6,772	10,000	10,000	10,000	10,000
Subtotal		1,393,388	1,441,572	1,516,385	1,500,065	1,500,065	1,495,062
Sales Tax							
31300 10	Local 6% Sales Tax	2,237,092	2,427,120	2,400,000	2,400,000	2,400,000	2,400,000
31300 30	Transient Occupancy Tax	27,510	25,967	35,000	30,000	30,000	30,000
31300 90	Penalty & Interest	17,548	35,423	18,000	10,000	10,000	10,000
Subtotal		2,282,150	2,488,510	2,453,000	2,440,000	2,440,000	2,440,000
Licenses & Permits							
32200 10	Building Permits	12,994	12,024	13,000	12,000	12,000	12,000
32200 20	Solicitors/Itinerant Merchants	375	30	250	200	200	200
32200 30	Animal Licenses	1,603	1,745	1,500	1,500	1,500	1,500
32200 90	Building Permit Penalty	-	250	50	50	50	50
Subtotal		14,972	14,049	14,800	13,750	13,750	13,750
Federal Grants							
33200 05	USDA Economic Recovery Grant	8,429	4,071	-	-	-	-
33200 06	Cops Fast Federal Grant		24,596	25,000	25,000	25,000	25,000
33200 08	USDA FS Special Services Agreement		0	0	0	0	0
Subtotal		8,429	28,667	25,000	25,000	25,000	25,000
State Shared Revenue							
33400 01	Municipal Assistance	188,564	168,146	151,500	133,380	133,380	139,310
33400 02	Games of Skill & Chance	600	346	500	400	400	400

General Fund 001 FY 97/98
REVENUES

Account #	Description	Prior Year Actual FY 94/95	Prior Year Actual FY 95/96	Current Year Budget FY 96/97	Budget Year Requested FY 97/98	Budget Year Recommended FY 97/98	Budget Year Approved FY 97/98
		826,209	854,109	650,000	600,000	600,000	600,000
33400 03	Fisheries Business Tax						
33400 0301	Resource Landing Tax	9,137	8,792	5,000	7,500	7,500	7,500
33400 04	Liquor Licenses	7,300	10,400	7,300	7,300	7,300	7,300
33400 05	State Revenue Sharing	164,539	139,738	125,800	119,750	119,750	125,070
Subtotal		1,196,349	1,181,531	940,100	868,330	868,330	879,580
State Grants for Operating Expenses							
33500 01	State Aid for Roads	10,539	9,898	8,900	8,135	8,135	8,500
33500 02	State Aid for Hospitals	85,822	80,604	72,500	66,220	66,220	69,160
33500 03	State Aid for Health Care	8,239	7,738	7,000	6,360	6,360	6,640
33500 05	Library Grant	7,862	6,890	6,000	5,000	5,000	5,000
33600 14	Wrangell Avenue		475,852				
Subtotal		112,462	580,982	94,400	85,715	85,715	89,300
State Charges for Services							
33800 10	Jail Contract	177,600	163,223	159,000	159,000	159,000	159,000
33800 22	DNR Greens Camp Reimburse	3,148		-	-	-	-
Subtotal		180,748	163,223	159,000	159,000	159,000	159,000
Charges for Services							
34100 30	Fees for Survey & Appraisal	5,349	3,993	5,500	-	-	-
34100 90	Miscellaneous Administration	1,673	3,401	2,500	1,000	1,000	1,000
34200 10	Police Services	16,224	17,686	14,000	14,000	14,000	14,000
34200 50	Emergency Management Assist	9,500	2,000	-	8,000	8,000	8,000
34200 60	Ambulance Fees	8,050	14,297	15,000	12,000	12,000	12,000
34200 80	Drug Seizure/Forfeiture				-	-	-
34200 90	Other Public Safety Charges	682	460	300	500	500	500
34300 10	Contract Work	12,945	33,375	15,000	2,500	2,500	2,500
34300 20	Crushed Rock Sales	82,612	100,590	50,000	-	-	-
34300 80	Cemetery	4,214	6,658	5,000	5,000	5,000	5,000
34300 90	Other Public Works Charges	98		200	-	-	-
34700 20	Library Sales	2,813	2,605	2,500	2,600	2,600	2,600

General Fund 001 FY 97/98

REVENUES

Account #	Description	Prior Year Actual FY 94/95	Prior Year Actual FY 95/96	Current Year Budget FY 96/97	Budget Year Requested FY 97/98	Budget Year Recommended FY 97/98	Budget Year Approved FY 97/98
34700 30	Recreational Activity Fees	23,333	31,158	25,000	25,000	25,000	25,000
34700 40	Swimming Pool Fees	19,457	20,221	23,000	22,000	22,000	22,000
34700 50	Community Gym Revenues	49,816	53,867	60,000	45,000	45,000	45,000
34700 60	Tent City Charges	37,465	34,861	41,500	40,000	40,000	40,000
Subtotal		274,231	325,172	259,500	177,600	177,600	177,600
Fines & Forfeits							
35000 10	Court Fines/forfeitures	24,692	14,018	16,000	17,000	17,000	17,000
35000 20	Library Fines	1,960	1,533	1,850	2,000	2,000	2,000
35000 40	Animal/Vehicle Impounds	2,080	3,250	3,000	3,800	3,800	3,800
Subtotal		28,732	18,801	20,850	22,800	22,800	22,800
Miscellaneous Revenues							
36000 10	Interest Earnings	166,510	167,219	105,000	140,000	140,000	140,000
36000 20	Rents & Royalties	120	-	-	500	500	500
36000 30	Leases of Land	12,031	13,107	15,000	13,000	13,000	13,000
36000 50	Library Donations	520	1,013	500	-	-	-
36000 51	A/R Services Charges	88	702	300	300	300	300
36000 60	Parks & Rec Donations	2,225	2,919	-	-	-	-
36000 90	Other Miscellaneous	480	1,267	500	500	500	500
Subtotal		181,974	186,227	121,300	154,300	154,300	154,300
Proceeds of General Fixed Assets							
39500 20	Cemetery Sales	2,900	10,550	5,000	4,000	4,000	4,000
39500 40	Equipment Sales	596	-	100	-	-	-
Subtotal		3,496	10,550	5,100	4,000	4,000	4,000
General Fund Overhead							
37400 02	Sales Tax Fund	109,092	-	-	-	-	-
37400 11	Electric Fund	96,624	89,316	84,780	126,780	126,780	126,780
37400 12	Water Fund	19,512	19,200	21,768	32,844	32,844	32,844
37400 13	Sewer Fund	23,124	22,668	24,408	36,312	36,312	36,312

**General Fund 001 FY 97/98
REVENUES**

Account #	Description	Prior	Prior	Current	Budget Year	Budget Year	Budget Year
		Year Actual	Year Actual	Year Budget	Requested	Recommended	Approved
		FY 94/95	FY 95/96	FY 96/97	FY 97/98	FY 97/98	FY 97/98
37400 14	Sanitation Fund	20,400	21,576	23,940	42,456	42,456	42,456
37400 15	Harbor Fund	19,524	20,000	21,540	29,376	29,376	29,376
37400 16	Port Fund	4,692	5,000	5,148	7,044	7,044	7,044
37400 17	Elderly Housing Fund	5,220	5,436	5,580	6,096	6,096	6,096
37400 21	Sanitation/Public Works	5,004	5,004	5,004	-	-	-
37400 22	Motor Pool/Public Works	5,004	5,004	5,004	-	-	-
Subtotal		308,196	193,204	197,172	280,908	280,908	280,908
Current Revenues Subtotal		5,985,127	6,632,488	5,806,607	5,731,468	5,731,468	5,741,300
Interfund Transfers							
39710 02	Sales Tax	466,067	-	-	-	-	-
39710 51	Electric Fund	3,300					
39710 52	Water Fund		823	8300	-	-	-
39710 53	Sewer Fund	10,000	2,669	500	500	500	500
39710 55	Harbor/Port Fund	5,000					
39710 57	Elderly Housing		15,105	16000	6,250	5,050	5,050
39710 5905	Timber Receipts Streets & Roads	21,000	45,000				
Subtotal		505,367	63,597	24,800	6,750	5,550	5,550
State Bond Reimbursements							
39800 12	1975 School GO Bond Reimbursement	257,906	262,827	253,450	266,760	266,760	266,760
39800 13	1983 School GO Bond Reimbursement	230,439	216,448	179,820	173,995	173,995	173,995
39800 14	Local Construction Reimbursement	15,315	155	-	-	-	-
39800 15	1989 GO Bond Reimbursement	211,436	215,768	195,410	210,395	210,395	210,395
Subtotal		715,096	695,198	628,680	651,150	651,150	651,150
Current Revenues & Transfers Total		7,205,590	7,391,283	6,460,087	6,389,368	6,388,168	6,398,000

General Fund - 001 City Council Expenditures

Program Description

The City Council is elected by the citizens of Petersburg to establish ordinances and policies under the laws of the State of Alaska and the Charter of the City of Petersburg. The City Council is charged with balancing desires of the city's residents.

Goals

- To provide financial security and economic stability for the City of Petersburg which is planned and directed, independent and sustainable, and which maintains and improves the quality of life.
- To provide comprehensive planning which is continuous and flexible, includes community involvement and dialogue, and which utilizes several approaches.
- To accept, assist, and plan for a limited type of tourism with respect to the development of public conveniences, cooperation with the Chamber of Commerce and the support of off-season tourism.
- To support and plan for continued slow and steady population growth in terms of land use, affordable housing, and employment opportunities.
- To support the maintenance and development of community infrastructure such as safe water and wastewater facilities, harbor expansion, street paving, traffic flow and parking.
- To encourage, assist and support quality of life improvements such as community beautification, the creative arts, historical and cultural preservation and downtown renewal projects such as Sing Lee Alley improvements.

001 - General Fund City Council Expenditures

Expenditures	Prior Year	Current Year	Year To Date	Approved Budget
	Actual FY 95/96	Budget FY 96/97	12/31/96	FY 97/98
Salaries & Wages	19,063	22,500	8,813	22,500
Employee Benefits	2,631	4,647	1,213	4,697
Supplies	471	1,050	155	700
Services & Charges	84,916	60,415	30,775	41,000
Total Expenditures	107,081	88,612	40,956	68,897

Capital Outlays

Significant Budget Changes

001 - General Fund City Council Expenditures

Account Number	Description	Prior Year Actual	Prior Year Actual	Current Year Budget	Budget Year Requested	Budget Year Recommended	Budget Year Approved
		FY 94/95	FY 95/96	FY 96/97	FY 97/98	FY 97/98	FY 97/98
Salaries & Wages							
511 10 11 00	Salaries	16,687	19,063	22,500	22,500	22,500	22,500
Subtotal		16,687	19,063	22,500	22,500	22,500	22,500
Personnel Benefits							
511 10 21 00	PERS	2,409	2,458	3,722	3,722	3,722	3,722
511 10 22 00	Medicare		147	700	700	700	700
511 10 26 00	ESD		26	225	225	225	225
511 10 27 00	FICA				50	50	50
Subtotal		2,409	2,631	4,647	4,697	4,697	4,697
Supplies							
511 10 31 00	Office Supplies	150	420	800	500	500	500
511 10 32 00	Operating Supplies		51	250	200	200	200
Subtotal		150	471	1,050	700	700	700
Services & Charges							
511 10 41 00	Professional Services	30,774	42,869	20,415	-	-	-
511 10 43 00	Travel & Training	10,612	7,616	10,000	10,000	8,000	10,000
511 10 44 00	Advertising	6,424	6,729	10,000	10,000	6,000	6,000
511 10 49 00	Miscellaneous	19,430	27,702	10,000	15,000	15,000	15,000
511 10 49 08	Election Expenses			10,000	10,000	10,000	10,000
Subtotal		67,240	84,916	60,415	45,000	39,000	41,000
Operations & Maintenance Subtotal		86,486	107,081	88,612	72,897	66,897	68,897
Capital Outlays							
511 10 64 00	Machinery & Equipment						
Subtotal							
City Council Total		86,486	107,081	88,612	72,897	66,897	68,897

001 - General Fund City Council Expenditures

Account #	Description	Narrative
511 10 11 00	Salaries & Wages	Mayor - Per PMC \$187.50 for each regular meeting Councilors Per PMC \$125.00 for each regular meeting
511 10 21 00	PERS	Public Employees Retirement System
511 10 23 00	AETNA	Health insurance contribution
511 10 26 00	ESD	Unemployment Insurance
511 10 31 00	Office Supplies	General office supplies
511 10 32 00	Operating Supplies	Light bulbs, coffee supplies,
511 10 41 00	Professional Services	
511 10 43 00	Travel & Training	AML, Juneau delegation
511 10 44 00	Advertising & Printing	Ordinance codification, advertising, printing.
511 10 49 00	Miscellaneous	Unanticipated expenses/ Southeast Conference Expenses
511 10 49 08	Election Expenses	Supplies, legal advertisements, judges
511 10 64 00	Machinery & Equipment	

001 - General Fund Administration

Program Description
The City Manager is the chief administrative officer and head of the administrative branch of city government. The Manager is responsible for government administration under the ordinances and polices established by the City Council.
Goals
To further organizational unity. To create and implement a performance based management and budgeting system. To enhance attention and careful responsiveness to the public.
Objectives
Facilitate identification and integration of Council and departmental goals, objectives and strategies. Improve budget production, administration, accountability and evaluation. Recommend staffing and resource requirements to achieve goals and objectives. Strengthen the adequate exchange of information, expectations and commitment. Create and implement an integrated performance based management system.

001 - General Fund Administration Expenses

Expenditures	Prior Year Actual FY 95/96	Current Year Budget FY 96/97	Year To Date 12/31/96	Proposed Budget FY 97/98
Salaries & Wages	140,859	144,071	75,517	146,271
Employee Benefits	30,569	33,637	15,665	34,564
Supplies	5,227	5,600	5,330	4,900
Services & Charges	20,924	29,750	9,889	11,000
Capital Outlay	5,601	6,000	4,291	-
Total Expenditures	203,180	219,058	110,692	196,735

Capital Outlays

Significant Budget Changes

Includes \$2,000 for temporary employee to cover vacation leave.

001 - General Fund Administration Expenses

Account Number	Description	Prior Year Actual FY 94/95	Prior Year Actual FY 95/96	Current Year Budget FY 96/97	Budget Year Requested FY 97/98	Budget Year Recommended FY 97/98	Budget Year Approved FY 97/98
Salaries & Wages							
51210 11	Regular Pay	133,681	140,532	143,871	145,871	145,871	145,871
51210 12	Overtime	199	327	200	400	400	400
Subtotal		133,880	140,859	144,071	146,271	146,271	146,271
Personnel Benefits							
51210 21	PERS	17,048	20,861	20,156	19,922	19,922	19,922
51210 22	Medicare	1,035	1,066	2,089	2,121	2,121	2,121
51210 23	Aetna	7,344	6,442	9,099	10,009	10,009	10,009
51210 24	Life Insurance	29	26	46	46	46	46
51210 25	Workers Compensation	1,066	777	807	848	848	848
51210 26	ESD	1,341	1,397	1,441	1,463	1,463	1,463
51210 27	FICA	1,839	-	-	155	155	155
Subtotal		29,702	30,569	33,637	34,564	34,564	34,564
Supplies							
51210 31	Office Supplies	1,036	3,715	3,500	2,500	2,500	2,500
51210 32	Operating Supplies	98	258	1,600	1,600	1,600	1,600
51210 34	Small Tools/Equipment	657	1,254	500	500	800	800
Subtotal		1,791	5,227	5,600	4,600	4,900	4,900
Services & Charges							
51210 41	Professional Services	5,655	8,462	16,000	-	500	500
51210 42	Communications	4,205	3,899	4,000	4,000	4,000	4,000
51210 43	Travel & Training	2,767	5,434	6,000	2,000	2,000	4,000
51210 44	Advertising/Printing	86	285	250	400	400	400
51210 45	Rentals/Leases	1,200	1,200	1,500	1,500	1,200	1,200
51210 48	Repairs/Maintenance	633	38	-	200	200	200
51210 49	Miscellaneous	3,782	1,606	2,000	700	700	700
51210 4925	New Hire Search	829	-	-	-	-	-
Subtotal		19,157	20,924	29,750	8,800	9,000	11,000

001 - General Fund Administration Expenses

Account Number	Description	Prior Year Actual FY 94/95	Prior Year Actual FY 95/96	Current Year Budget FY 96/97	Budget Year Requested FY 97/98	Budget Year Recommended FY 97/98	Budget Year Approved FY 97/98
Operations & Maintenance Subtotal		184,530	197,579	213,058	194,235	194,735	196,735
Capital Outlays							
512 10 64	Machinery & Equipment	883	5,601	6,000	-	-	-
Subtotal		883	5,601	6,000	-	-	-
Administration Total		185,413	203,180	219,058	194,235	194,735	196,735

001 - General Fund Administration Expenses

Account #	Description	Narrative
51210 11	Salaries & Wages	
	Manager	\$76,000
	City Clerk	\$57,778
	Deputy Clerk	\$10,093 - 1/4 time charged to Admin Dept.; 1/4 to Finance and 1/2 to Sales Tax Dept.
		\$143,871
		\$2,000 for temporary employee to cover vacation leave.
51210 12	Overtime	Deputy Clerk overtime eligible
51210 21	PERS	Public Employees Retirement System
51210 22	Medicare	Federal Medicare
51210 23	AETNA	Health Insurance
51210 24	Life Insurance	Employer and employee contribution
51210 25	Workers Compensation	Workers Compensation Insurance
51210 26	ESD	Unemployment Insurance
51210 27	FICA	Social Security - employees not covered by Public Employees Retirement System
51210 31	Office Supplies	Office, paper and computer supplies
51210 32	Operating Supplies	Recording tapes, maintenance supplies, Human Resources software (\$1,200/yr.)
51210 34	Small Tools/Equipment	Recording equipment, calculators, air cooling unit
51210 41	Professional Services	Computer consultant
51210 42	Communications	Telephone, postage, fax
51210 43	Travel & Training	Alaska Municipal League, professional organization meetings
51210 44	Advertising & Printing	Legal advertisements
51210 45	Rentals/Leases	Car allowance
51210 48	Repairs/Maintenance	Office machine repairs and maintenance
51210 49	Miscellaneous	Professional organization dues, unanticipated expenses
51210 49 25		
51210 64	Machinery & Equipment	

General Fund - 001 Sales Tax

Program Description

The principal uses of the Sales Tax revenue are:

1. To pay amounts under agreement with governmental agencies for public works;
2. To construct, operate and maintain school facilities;
3. To plan, design and construct any permanent public works, and to pay incidental expenses in connection with such improvements;
4. To pay principal and interest on any general obligations bonds of the city; and
5. To provide for general government operations.

Goals

To offer a steady, reliable revenue source for the education of the children of Petersburg, to construct and maintain permanent community public works, and for the benefit of all through general municipal operations.

Objectives

To provide effective administration of the sales tax code and accountability of the funds received.
To assist the business community in collecting and submitting sales taxes to the city in a timely and accurate manner.

001 - General Fund Sales Tax Expenditures

Expenditures	Prior Year Actual FY 95/96	Current Year Budget FY 96/97	Year To Date 12/31/96	Proposed Budget FY 97/98
Salaries & Wages	22,309	21,186	13,378	20,186
Employee Benefits	4,724	4,912	2,519	4,789
Supplies	1,998	1,550	689	1,450
Services & Charges	1,151,859	1,028,650	165,350	1,164,961
Capital Outlays	6,015	-	-	-
Total Expenditures	1,186,905	1,056,298	181,936	1,191,386

Capital Outlays

None.

Significant Budget Changes

Funds have been included in Professional Services for the design and purchase of new sales tax software, replacing the antiquated 10 year old program which can no longer be repaired.

001 - General Fund Sales Tax Expenditures

Account Number	Description	Prior Year	Prior Year	Current Year	Budget Year	Budget Year	Budget Year
		Actual	Actual	Budget	Requested	Recommended	Approved
		FY 94/95	FY 95/96	FY 96/97	FY 97/98	FY 97/98	FY 97/98
Salaries & Wages							
51320 11	Salaries	19,701	21,317	20,186	20,186	20,186	20,186
51320 12	Overtime	470	992	1,000	-	-	-
Subtotal		20,171	22,309	21,186	20,186	20,186	20,186
Personnel Benefits							
51320 21	PERS	3,201	3,136	2,964	2,749	2,749	2,749
51320 22	Medicare			307	293	293	293
51320 23	Aetna	1,290	1,282	1,300	1,418	1,418	1,418
51320 24	Life Insurance	6	5	10	10	10	10
51320 25	Workers Compensation	95	81	119	117	117	117
51320 26	ESD	195	220	212	202	202	202
51320 27	FICA		-	-	-	-	-
Subtotal		4,787	4,724	4,912	4,789	4,789	4,789
Supplies							
51320 31	Office Supplies	185	1,546	1,200	1,150	1,150	1,150
51320 32	Operating Supplies		41	50	50	50	50
51320 34	Small Tools/Equipment	449	411	300	250	250	250
Subtotal		634	1,998	1,550	1,450	1,450	1,450
Services & Charges							
51320 41	Professional Services	5,946	814	2,000	21,500	21,500	21,500
51320 4103	Audit	5,037	4,911	4,500	4,500	4,500	4,500
51320 44	Advertising/Printing	457	1,216	600	600	300	300
51320 48	Repairs/Maintenance	92		100	100	100	100
51320 49	Miscellaneous	6,642	573	500	200	200	200
51320 4910	Overhead Charges	109,092	106,812	-	-	-	-
51320 4921	Public Schools	1,179,406	1,013,011	989,950	1,107,361	1,107,361	1,107,361
51320 4928	Transient Room Tax Gr	5,600	8,000	7,000	6,000	6,000	6,000
51320 4929	Chamber of Commerce	21,756	16,522	24,000	25,000	25,000	25,000

001 - General Fund Sales Tax Expenditures

Account Number	Description	Prior Year	Prior Year	Current Year	Budget Year	Budget Year	Budget Year
		Actual	Actual	Budget	Requested	Recommended	Approved
		FY 94/95	FY 95/96	FY 96/97	FY 97/98	FY 97/98	FY 97/98
Subtotal		1,334,028	1,151,859	1,028,650	1,165,261	1,164,961	1,164,961
Operations & Maintenance Subtotal		1,359,620	1,180,890	1,056,298	1,191,686	1,191,386	1,191,386
Capital Outlays							
51320 64	Machinery & Equipment		6,015	-	-	-	-
Subtotal		-	6,015				
Sales Tax Expenditures Total		1,359,620	1,186,905	1,056,298	1,191,686	1,191,386	1,191,386

001 - General Fund Sales Tax Narrative

	Description	Narrative
51320 11	Salaries & Wages	\$20,186 - one/half time Sales Tax Clerk
51320 12	Overtime	
51320 21	PERS	Public Employees Retirement System
51320 22	Medicare	Medicare contribution
51320 23	AETNA	Health insurance contribution
51320 24	Life Insurance	Life insurance premium
51320 25	Workers Compensation	Workers Compensation Insurance
51320 26	ESD	Unemployment Insurance
51320 31	Office Supplies	General office supplies, pre-printed forms
51320 32	Operating Supplies	General operating supplies
51320 34	Small tools/equipment	Purchase of new sales tax software
51320 41	Professional Services	Legal expenses and purchase new sales tax software
51320 4103	Audit	Annual audit local vendors
51320 44	Advertising & Printing	Legal advertisements
51320 48	Repairs/Maintenance	Repairs/maintenance for office equipment
51320 49	Miscellaneous	Unanticipated expenditures
51320 4920	Overhead Charges	
51320 4921	Public Schools	Local contribution
51320 28	Transient Room Tax Grant	Competitive project grant
51320 29	Chamber of Commerce	Operating grant from Transient Room Tax

001 - General Fund City Attorney Expenses

Program Description

The City Attorney acts as the legal advisor to the City Council, the City Manager, and the City Clerk. The City Attorney represents the city in civil litigation and administrative proceedings. The City Attorney is responsible for preparing contract documents and ordinance review.

Goals

To provide professional legal services to the City of Petersburg and prosecute and defend the city's interests in all court actions.

Objectives

To provide expert legal counseling to the city in a timely manner.
To prosecute actions and defend the city.

001 - General Fund City Attorney Expenses

Expenditures	Prior Year Actual FY 95/96	Current Year Budget FY 96/97	Year To Date 12/31/96	Proposed Budget FY 97/98
Professional Services	28,407	40,000	27,661	45,000
Total Expenditures	28,407	40,000	27,661	45,000

Significant Budget Changes

\$5,000 additional has been budgeted for union negotiations.

001 - General Fund City Attorney Expenses

Account Number	Description	Prior Year Actual FY 94/95	Prior Year Actual FY 95/96	Current Year Budget FY 96/97	Budget Year Requested FY 97/98	Budget Year Recommended FY 97/98	Budget Year Approved FY 97/98
Services							
51310 4100	Professional Services	35,664	25,158	40,000	50,000	50,000	40,000
51310 4105	Other Legal Services	1,212		-	5,000	5,000	5,000
51310 4149	Miscellaneous		3,249	-			
Subtotal		36,876	28,407	40,000	55,000	55,000	45,000
Expenditures Total		36,876	28,407	40,000	55,000	55,000	45,000

001 - General Fund City Attorney Narrative

Account #	Description	Narrative
51310 4100	Professional Services	Dillon & Findley provides general counsel to the city
51310 4105	Other Legal Services	Legal counsel relating to personnel matters and union negotiations on an as-needed basis.
51310 4139	Miscellaneous	

001 - General Fund
Finance Department Expenses

Program Description

This department is responsible for recording and accounting for all the financial transactions of the city, including budget, payroll/personnel, accounts payable and receivable, sales, transient room tax and property tax.

Goals

To insure that all financial transactions are processed and recorded in a timely manner consistent with generally accepted accounting principles and sound financial management.

To continually monitor and evaluate the condition of all funds and account groups and insure that available cash is invested consistent with the City's investment policies.

Objectives

To achieve the highest rate of return on invested funds while limiting risk and maintaining liquidity.

To process utility, accounts receivable and tax payments promptly and deposit on a daily basis.

To review and monitor the budget on a monthly basis and notify the department and city manager when problems appear.

001 - General Fund
Finance Department Expenses

Expenditures	Prior Year Actual FY 95/96	Current Year Budget FY 96/97	Year To Date 12/31/96	Proposed Budget FY 97/98
Salaries & Wages	168,774	171,806	88,435	172,655
Employee Benefits	37,467	41,342	18,973	38,819
Supplies	7,985	7,175	5,655	5,600
Services & Charges	76,501	77,000	62,686	116,825
Capital Outlays	10,448	-	-	-
Total Expenditures	301,175	297,323	175,749	333,899

Significant Budget Changes

FY 98 is year 1 of the assessment cycle and re-evaluation of Area I should be done. This budget does not include funding for that re-assessment which could impact future property tax revenues. Investment advisor was added in FY '97 for Merrill Lynch and US Trust after the budget was finalized and has been budgeted for FY '98.

Capital Projects

001 - General Fund
Finance Department Expenses

Account Number	Description	Prior Year Actual FY 94/95	Prior Year Actual FY 95/96	Current Year Budget FY 96/97	Budget Year Requested FY 97/98	Budget Year Recommended FY 97/98	Budget Year Approved FY 97/98
Salaries & Wages							
51410 11	Regular Pay	161,697	167,892	170,576	172,655	172,655	172,655
51410 12	Overtime Pay	226	882	1,230	-	-	-
Subtotal		161,923	168,774	171,806	172,655	172,655	172,655
Personnel Benefits							
51410 2100	PERS	26,874	23,301	24,036	23,516	23,516	23,516
51410 2200	Medicare	405	370	2,491	450	450	450
51410 2300	Aetna	10,964	10,762	12,070	12,060	12,060	12,060
51410 2400	Life Insurance	48	47	65	65	65	65
51410 2500	Workers Comp.	800	672	962	1,001	1,001	1,001
51410 2600	ESD	1,626	1,670	1,718	1,727	1,727	1,727
51410 2700	FICA		645	-	-	-	-
Subtotal		40,717	37,467	41,342	38,819	38,819	38,819
Supplies							
51410 31	Office Supplies	5,285	6,129	6,250	5,000	5,000	5,000
51410 32	Operating	197	288	200	200	200	200
51410 33	Maintenance	1	6	50	-	-	-
51410 34	Small Tools & Equip.	1,611	1,562	675	400	400	400
Subtotal		7,094	7,985	7,175	5,600	5,600	5,600
Services & Charges							
51410 41	Professional Services	225	2,824	500	-	-	-
51410 4102	Tax Assessor	18,988	20,725	20,000	20,000	20,000	33,000
51410 4103	Acctg/Auditing	28,312	20,678	25,000	25,000	25,000	25,000
51410 4110	Invest. Manage. Service		-	-	20,000	28,000	28,000
51410 42	Communications	14,602	18,345	16,000	16,000	16,000	16,000

001 - General Fund
Finance Department Expenses

Account Number	Description	Prior Year Actual FY 94/95	Prior Year Actual FY 95/96	Current Year Budget FY 96/97	Budget Year Requested FY 97/98	Budget Year Recommended FY 97/98	Budget Year Approved FY 97/98
51410 43	Travel & Training	1,259	1,321	2,250	-	800	1,800
51410 44	Advertising & Printing	555	1,035	1,000	1,000	800	800
51410 45	Rentals/Leases	628	312	650	625	625	625
51410 48	Repairs & Maintenance	11,076	10,459	11,000	11,000	11,000	11,000
51410 49	Miscellaneous	726	802	600	-	-	600
Subtotal		76,371	76,501	77,000	93,625	102,225	116,825
Operations & Maintenance Subtotal		286,105	290,727	297,323	310,699	319,299	333,899
Capital Outlays							
51410 64	Machinery & Equipment	4,264	10,448	-	-	-	-
Subtotal		4,264	10,448	-	-	-	-
Finance Total		290,369	301,175	297,323	310,699	319,299	333,899

001 - General Fund
Finance Department Expenses

Account #	Description	Narrative
51410 11	Salaries & Wages	FTE
	City Treasurer	\$ 57,355 1
	Accountant	\$ 39,978 1
	Data Proc./Accts.Pay.	\$ 35,318 1
	Payroll Clerk	\$ 10,093 .25 (.5 Sales Tax & .25 Dep. Clerk)
	Finance Clerk	\$ 29,910 1
	Total	\$172,655 4.25
51410 12	Overtime	Experience Factor = .728% includes Temp. Assignment
51410 2100	PERS	Public Employees Retirement System
51410 2200	Medicare	Federal Medicare 1.45% for all employees
51410 2300	AETNA	Health Insurance - \$3,225/annual premium for individual employees
51410 2400	Life Insurance	Life Insurance - Fidelity \$15.00 premium per employee
51410 2500	Workers Compensation	Workers Compensation Insurance @ .58% gross wage
51410 2600	ESD	Unemployment Insurance - @ 1% for City self-insurance.
51410 2700	FICA	Social Security - only when not covered by Public Employees Pension
51410 31	Office Supplies	Stationary, forms, paper, etc.
51410 32	Operating Supplies	Paper towels, toilet paper, soap, cleaning & sanitation supplies.
51410 33	Maintenance Supplies	Paint, light bulbs
51410 34	Small tools/equipment	Computer software & upgrades=300, adding machine=100
51410 4100	Professional Services	Surveys & title searches
51410 4102	Tax Assessor	Annual assessment serv.- year 1 of 2 year cycle-0 for Area 1 total reassessment
51410 4103	Acctg. & Auditing Services	Annual Audit of City funds-year 2 of 3 year contract
51410 4110	Investment Manage. Serv.	U. S. Trust @ \$20K and Merrill Lynch @ \$6700 plus expenses
51410 42	Communications	Telephone and mail
51410 43	Travel & Training	AK Gov. Finance Officers Assoc.meet - Ketchikan & local train.
51410 44	Advertising & Printing	Legal notices and ads
51410 45	Rentals & Leases	Friden postage meter
51410 48	Repairs & Maintenance	Maintenance agreements:MOM=4200, IBM=4600, printers=350, Xerox=775, postage machine=610, other =465.
51410 49	Miscellaneous	Dues, subscriptions, court costs & bank fees.
51410 64	Machinery & Equipment	

001 - General Fund Police Department Administration Expenses

Expenditures	Prior Year Actual FY 95/96	Current Year Budget FY 96/97	Year To Date 12/31/96	Proposed Budget FY 97/98
Salaries & Wages	435,355	481,322	215,678	475,278
Employee Benefits	123,602	171,243	68,765	148,899
Supplies	34,544	30,400	18,644	18,900
Services & Charges	94,790	114,923	43,939	76,310
Capital Outlays	19,166	17,000	8,948	3,000
Total Expenditures	707,457	814,888	355,974	722,387

Significant Budget Changes

Reductions in overtime, film processing, audio tapes, training, printing/advertising,
(less hours for drug operations)

Capital Outlays

Police Radios

001 - General Fund Police Department Administration Expenses

Program Description			
To form a partnership with the community to protect life and property and establish a safe and secure environment for the citizens of Petersburg.			
Goals			
To provide a higher degree of overall public safety to the community by maintaining current levels of service while increasing training and targeting illegal drug activity through youth education programs such as D.A.R.E., and aggressive drug enforcement.			
Objectives			
<ul style="list-style-type: none"> - To maintain high level of drug enforcement through dedicating manpower to focus on this problem and to continue to network with other Alaska law enforcement agencies in targeting drug - To increase D.A.R.E. officer presence in the schools - To increase level of training for improved service, risk management, and a more cost effective approach to training in the future. - To actively pursue community involvement in law enforcement through community oriented Policing. 			
Performance Indicators	FY 96	FY 97	FY 98
Drug enforcement manpower hours	833	1008 *	2000**
Contacts with other agencies	100	100	200
Training hours conducted	426.5	460***	260
Community programs implemented	1	2	3
* Includes one Officer dedicated primarily (66% of time) to Drug Inv for last half of fiscal year.			
** Includes one Officer dedicated primarily (66% of time) to Drug Inv for entire fiscal year.			
*** Does not include 422 hrs of Academy training for uncertified new hire.			

001 - General Fund Police Department Administration Expenses

Account Number	Description	Prior Year Actual FY 94/95	Prior Year Actual FY 95/96	Current Year Budget FY 96/97	Budget Year Requested FY 97/98	Budget Year Recommended FY 97/98	Budget Year Approved FY 97/98
52110 4501	Vehicle Replacement	5,580	17,000	18,603	13,720	13,720	-
52110 47	Utilities	5,273	4,168	6,000	6,000	4,000	4,000
52110 48	Repairs/Maintenance	7,753	8,307	9,000	8,000	8,000	8,000
52110 49	Misc.	5,038	13,722	10,000	5,000	5,000	7,500
52110 4906	DARE Program	1,433	(197)	2,500	2,500	2,500	2,500
52110 4906	State Surcharge		500	-	1,000	1,000	1,000
52110 4920	Motorpool Charges	23,670	21,775	33,770	27,110	27,110	27,110
52110 4925	New Hire Search	1,967					
Subtotal		82,186	94,790	114,923	79,530	77,530	76,310
Operations & Maintenance Subtotal		651,941	688,291	797,888	715,106	713,106	719,387
Capital Outlays							
52110 6218	Police Remodel		8,945	-	-	-	-
52110 64	Machinery/Equipment		10,221	17,000	3,000	3,000	3,000
52110 6401	Other Equipment	10,056					
Subtotal		10,056	19,166	17,000	3,000	3,000	3,000
Police Dept Admin Total		661,997	707,457	814,888	718,106	716,106	722,387

001 - General Fund Police Department Administration Expenses

Account Number	Description	Prior Year Actual FY 94/95	Prior Year Actual FY 95/96	Current Year Budget FY 96/97	Budget Year Requested FY 97/98	Budget Year Recommended FY 97/98	Budget Year Approved FY 97/98
Salaries & Wages							
52110 11	Salaries	371,424	386,859	427,414	432,974	432,974	432,974
52110 12	Overtime	33,811	39,824	45,595	27,805	27,805	33,991
52110 17	Shift Differential	7,520	8,672	8,313	8,313	8,313	8,313
Subtotal		412,755	435,355	481,322	469,092	469,092	475,278
Personnel Benefits							
52110 2100	PERS	59,567	58,699	67,337	63,890	63,890	64,733
52110 2200	Medicare	4,945	5,248	6,979	6,802	6,802	6,892
52110 2300	Aetna	35,505	36,025	59,701	47,728	47,728	47,728
52110 2400	Life Insurance	105	98	185	174	174	174
52110 2500	Workers Comp	20,817	16,803	27,763	24,299	24,299	24,619
52110 2600	ESD	4,108	4,383	4,813	4,691	4,691	4,753
52110 2700	FICA	2,847	2,346	4,465	-	-	-
Subtotal		127,894	123,602	171,243	147,584	147,584	148,899
Supplies							
52110 3100	Office Supplies	2,037	1,682	2,700	1,700	1,700	1,700
52110 3200	Operating Supplies	12,774	27,108	20,000	13,500	13,500	13,500
52110 3300	Maintenance	440	249	700	700	700	700
52110 3400	Small Tools/Equip	13,855	5,505	7,000	3,000	3,000	3,000
Subtotal		29,106	34,544	30,400	18,900	18,900	18,900
Services & Charges							
52110 41	Professional Services	2,200	2,311	2,200	500	500	500
52110 42	Communications	5,195	5,744	6,000	6,000	6,000	8,000
52110 4201	Comm/FEMA	2,935	-	-	-	-	-
52110 43	Travel and Training	17,308	18,672	23,150	8,000	8,000	16,000
52110 4301	Travel Grant	191	59	-	-	-	-
52110 44	Advertising/Printing	2,368	1,529	2,500	500	500	500
52110 45	Rentals/Leases	1,275	1,200	1,200	1,200	1,200	1,200

001 - General Fund Police Department Administration Expenses

Account #		Narrative
52110 34 01	Designated Renov. Exp.	
52110 41 00	Professional Services	Polygraph , medical exams, hospital services related to investigations
52110 42 00	Communications	Telephone/Fax/Modem charges
52110 42 01	FEMA Communications	Grant
52110 43 00	Travel and Training	Travel and training expenses including per diem and fees for schools
52110 44 00	Advertising/Printing	Auction ads, other public notices
52110 45 00	Rentals and Leases	Vehicle Allowance
52110 45 01	Vehicle Replacement	Police Vehicles
52110 47 00	Utilities	Police department, dog pound
52110 48 00	Repairs/Maintenance	Office and police equipment which needs maintenance/repairs
52110 49 00	Miscellaneous	Drug operations, dues, memberships, publications
52110 49 06	DARE Program	Supplies for classes
52110 49 06	State Surcharge	State traffic ticket surcharge is collected and forwarded to Police Standards Council
52110 49 20	Motor Pool O/M	Motor Pool Operations/Maintenance
52110 64	Machinery & Equipment	Police Radios

001 - General Fund Police Department Administration Expenses

Account #		Narrative
52110 11	Salaries and Wages	
	Chief	\$59,388.00
	Captain	\$48,422.00
	Sergeant	\$45,386.00
	Officer	\$42,266.00
	Officer	\$41,746.00
	Officer	\$41,746.00
	Officer	\$41,746.00
	Officer	\$39,658.00
	Chief Clk/Dis.	\$38,355.00
	Clk/Dis. Corr. II	\$31,990.00
	Clk/Dis. Corr. II	\$31,470.00
	Clk/Dis. Corr. II	\$31,470.00
	Clk/Dis. Corr. II P.T.	\$28,323.00
	Clk/Dis. Corr. II P.T.	\$21,665.00
	Corr./Cov. AL & SL Disp.	\$0.00
	Parking/MP5	\$25,251.00
	TOTAL	\$568,882.00
		25% of \$568,882 less Parking MP5 (\$135,909) is shown in Jail Budget
52110 12	OVERTIME	Off. 8%/Dis. 7%
52110 17	SHIFT DIFFERENTIAL	Union Negotiated for swing and graveyard hours
52110 21	PERS	Public Employees Retirement System; 75% Police Admin split
52110 22	Medicare	Federal Medicare
52110 23	AETNA	Health Insurance
52110 24	Life Insurance	Employer and employee contribution
52110 25	Worker's Compensation	Worker's Compensation Insurance
52110 26	ESD	Unemployment Insurance
52110 27	FICA	Social Security - only when not covered by PERS
52110 31	Office Supplies	Officer, paper and computer supplies
52110 32	Operating Supplies	Quartermaster, batteries, film, photo development, training supplies, etc.
52110 33	Maintenance Supplies	Building materials, paints & supplies, plumbing supplies, electrical supplies
52110 34	Small Tools/Equipment	Training, office & restraint equipment, calculator, etc.

001 - General Fund Police Department - Jail Expenses

Expenditures	Prior Year Actual FY 95/96	Current Year Budget FY 96/97	Year To Date 12/31/96	Proposed Budget FY 97/98
Salaries & Wages	164,238	151,728	81,665	147,864
Employee Benefits	47,162	48,799	26,151	46,437
Supplies	12,047	15,800	4,892	13,500
Services & Charges	5,414	5,495	2,441	5,600
Capital Outlays	12,879	1,350	-	1,200
Total Expenditures	241,740	223,172	115,149	214,601

Significant Budget Changes

Reductions in Small Tools/Equipment, Training Materials/Sessions

Capital Outlays

Institutional table/chairs

001 - General Fund Police Department - Jail Expenses

Program Description					
To provide a secure, safe facility for the incarceration of prisoners.					
Goals					
To address liability and efficiency concerns of current facility through on-going review and consideration of cost effective improvements while investigating potential for outside funding (grants) for improvement or replacement of current facility.					
To improve efficiency and service, and limit potential liabilities through increased in-service training of officers and dispatchers.					
Objectives					
To substantially increase level of in-service jail training for all jail personnel.					
To conduct regular review of facility in areas of safety, service and efficiency and initiate or recommend cost effective improvements when needed, with consideration for budgetary constraints.					
To investigate outside funding assistance programs for improvements or replacement of existing facility and to keep administration abreast of developments.					
Performance Indicators	1994	1995	1996	1997	1998
*Total Occupancy Days	533	679	665	665	665
*Based on calendar year, not fiscal year.					
1) Facility reviews conducted with check list				1	4
2) Training hours conducted				0	0

001 - General Fund Police Department - Jail Expenses

Account Number	Description	Prior Year Actual FY 94/95	Prior Year Actual FY 95/96	Current Year Budget FY 96/97	Budget Year Requested FY 97/98	Budget Year Recommended FY 97/98	Budget Year Approved FY 97/98
Operations & Maintenance Subtotal		217,652	228,861	221,822	213,401	213,401	213,401
Capital Outlays							
52310 6401	Equipment	-	12,879	1,350	1,200	1,200	1,200
Subtotal		-	12,879	1,350	1,200	1,200	1,200
Police Dept Jail Total		217,652	241,740	223,172	214,601	214,601	214,601

001 - General Fund Police Department - Jail Expenses

Account		Prior Year	Prior Year	Current Year	Budget Year	Budget Year	Budget Year
Number	Description	Actual	Actual	Budget	Requested	Recommended	Approved
		FY 94/95	FY 95/96	FY 96/97	FY 97/98	FY 97/98	FY 97/98
Salaries & Wages							
52310 11	Salaries	142,507	149,090	134,175	135,909	135,909	135,909
52310 12	Overtime	11,248	14,314	15,115	9,268	9,268	9,268
52310 17	Jail Shift Differential	133	834	2,438	2,687	2,687	2,687
Subtotal		153,888	164,238	151,728	147,864	147,864	147,864
Personnel Benefits							
52310 2100	Jail PERS	23,095	22,342	21,227	20,139	20,139	20,139
52310 2200	Jail Medicare	1,943	2,004	2,200	2,144	2,144	2,144
52310 2300	Jail Health Insurance	14,680	14,628	13,535	14,963	14,963	14,963
52310 2400	Jail Life Insurance	42	39	53	53	53	53
52310 2500	Jail Worker's Comp	6,734	5,763	8,779	7,659	7,659	7,659
52310 2600	Jail Unemployment	1,572	1,637	1,517	1,479	1,479	1,479
52310 2700	Jail FICA	949	749	1,488	-	-	-
Subtotal		49,015	47,162	48,799	46,437	46,437	46,437
Supplies							
52310 31	Office Supplies	100	87	300	300	300	300
52310 32	Operating Supplies	8,783	11,066	12,000	12,000	12,000	12,000
52310 33	Jail Maintenance	117	124	500	400	400	400
52310 34	Jail Small Tools/Equip	482	770	3,000	800	800	800
Subtotal		9,482	12,047	15,800	13,500	13,500	13,500
Services & Charges							
52310 41	Professional Services	496	-	500	500	500	500
52310 42	Jail Communications	2,163	1,239	1,800	1,800	1,800	1,800
52310 43	Jail Travel/Training	1,511	1,982	1,795	500	500	500
52310 44	Advertising & Printing	-	234	-	-	-	-
52310 47	Jail Utilities	573	1,273	600	2,000	2,000	2,000
52310 48	Jail Repair/Maint.	342	417	500	500	500	500
52310 49	Jail Miscellaneous	182	269	300	300	300	300
Subtotal		5,267	5,414	5,495	5,600	5,600	5,600

001 - General Fund Police Department - Jail Expenses

Account #	Description	Narrative
52310 11	Salaries & Wages	25% of Police
52310 12	Overtime	25% of Police
52310 17	Shift Differential	25% of Police
52310 21	PERS	Public Employees Retirement system
52310 22	Medicare	Federal Medicare
523 10 23	AETNA	Health Insurance
523 10 24	Life Insurance	Employer and Employee contribution
523 10 25	Worker's Compensation	Worker's Compensation Insurance
523 10 26	ESD	Unemployment Insurance
523 10 27	FICA	When not covered by PERS
523 10 31	Office Supplies	Office, paper and computer supplies
523 10 32	Operating Supplies	Jail food, toiletry items, laundry supplies
523 10 33	Maintenance Supplies	Maintenance supplies for jail
523 10 34	Small Tools/Equipment	Storage Shelving, tv sets
523 10 41	Professional Services	Medical, dental, psychiatry services not covered by contract
523 10 42	Communications	Jail telephone and fax
523 10 43	Travel and Training	Related to Jail Operations
523 10 47	Utilities	Jail/Based on actual
523 10 48	Repairs/Maintenance	Related to Jail Facility and equipment
523 10 49	Miscellaneous	Publications, Writing Supplies
52310 6401	Capital Outlay	Institutional Table/Chair

001 - General Fund Fire Department Expenses

Expenditures	Prior Year Actual FY 95/96	Current Year Budget 96/97	Year To Date 12/31/96	Proposed Budget FY 97/98
Salaries & Wages	103,918	110,321	52,428	111,420
Employee Benefits	38,157	44,544	24,712	40,432
Supplies	34,853	39,730	9,581	25,200
Services & Charges	114,855	171,592	83,807	82,846
Capital Outlays	635	4,500	0	-
Total Expenditures	292,418	370,687	170,528	259,898

Significant Budget Changes

Reduction in Training and Small Tools/Equipment

Capital Outlays

No Capital Outlays

001 - General Fund Fire Department Expenses

Program Description

The Fire Department is charged with the protection of lives and property from destructive losses due to fire and other catastrophic events. The department is charged with the provision of pre-hospital emergency medical care and transport. The department provides its members with the necessary training to do the job effectively and safely. The Fire Department is active in fire prevention and life safety programs within the community.

Goals

Provide the community with well-trained, professional emergency service personnel.
Work accident free .
Respond to all emergency aid requests.
Maintain an adequate number of volunteer emergency service providers.

Objectives

- Teach 1 EMT-1 Class
- Teach 1 EMT-1 Recertification Class
- Teach 1 Firefighter 1 class
- Teach 18 EMS CME classes
- Teach 36 Fire drills
- Teach "learn Not To Burn" at the Elementary school
- Review all building permits within the city for compliance with fire code

001 - General Fund Fire Department Expenses

Account Number	Description	Prior Year Actual FY 94/95	Prior Year Actual FY 95/96	Current Year Budget FY 96/97	Budget Year Requested FY 97/98	Budget Year Recommended FY 97/98	Budget Year Approved FY 97/98
001 52510 45	Rentals & leases	1,200	1,200	1,200	1,200	1,200	1,200
001 52510 4501	Vehical replacement	49,999	60,000	86,587	69,546	69,546	-
001 52510 47	Utilities	8,281	8,856	8,000	8,000	8,000	8,000
001 52510 48	Repairs & Maint.	1,495	1,701	2,885	2,535	2,535	2,535
001 52510 49	Miscellaneous	3,222	2,426	3,440	2,340	2,340	2,340
001 52510 4920	Motor pool Charges	16,462	14,052	38,630	46,545	46,545	46,545
Subtotal		105,677	114,855	171,592	152,392	152,392	82,846
Operations & Maintenance Subtotal		267,412	291,783	366,187	329,444	329,444	259,898
Capital Outlays							
001 52510 64	Machinery & Equip	-	635	4,500	-	-	-
Subtotal		-	635	4,500	-	-	-
Fire Department Total		267,412	292,418	370,687	329,444	329,444	259,898

001 - General Fund Fire Department Expenses

Account Number	Description	Prior Year Actual FY 94/95	Prior Year Actual FY 95/96	Current Year Budget FY 96/97	Budget Year Requested FY 97/98	Budget Year Recommended FY 97/98	Budget Year Approved FY 97/98
Salaries & Wages							
001 52510 11	Salaries	83,368	101,121	101,096	102,071	102,071	102,071
001 52510 12	Overtime	1,287	2,797	9,225	9,349	9,349	9,349
Subtotal		84,655	103,918	110,321	111,420	111,420	111,420
Personnel Benefits							
001 52510 21	PERS	15,235	14,286	15,434	15,175	15,175	15,175
001 52510 22	Medicare		-	1,600	1,356	1,356	1,356
001 52510 23	Aetna	7,813	7,814	7,605	7,368	7,368	7,368
001 52510 24	Life Insurance	23	20	45	30	30	30
001 52510 25	Workmans comp.	16,593	15,067	18,757	15,568	15,568	15,568
001 52510 26	ESD	914	970	1,103	935	935	935
Personnel Benefits Total		40,578	38,157	44,544	40,432	40,432	40,432
Supplies							
001 52510 31	Office Supplies	519	110	250	700	700	700
001 52510 32	Operating Supplies	10,678	14,199	11,000	11,520	11,520	11,520
001 52510 33	Maint. Supplies	1,876	2,300	2,980	2,980	2,980	2,980
001 52510 34	Small Tools	23,429	18,244	25,500	10,000	10,000	10,000
Subtotal		36,502	34,853	39,730	25,200	25,200	25,200
Services & Charges							
001 52510 41	Professional Service	306	1,545	1,750	1,000	1,000	1,000
001 52510 42	Communications	2,484	2,702	1,900	2,000	2,000	2,000
001 52510 43	Travel & Training	22,126	22,373	27,000	19,176	19,176	19,176
001 52510 44	Advertising	102	-	200	50	50	50

001 - General Fund Fire Department Expenses

Account #	Description	Narrative
001 52510 11	Salaries & Wages	Fire Marshal/EMT-D \$50,597 EMS Coord/Firefighter \$42,786 Chief and Assist Chiefs \$ 8,688 Total \$102,071
001 52510 21	PERS	Public Employees Retirement System contribution
001 52510 22	Medicare	Medicare contribution - 1.45% of gross wages
001 52510 23	AETNA	Health insurance contribution
001 52510 24	Life Insurance	Life insurance contribution - \$15.12/employee
001 52510 25	Workmans Comp.	8.13% of gross wages plus contribution for volunteer firemen
001 52510 26	ESD	State unemployment contribution - 1% of gross wages
001 52510 31	Office Supplies	Paper, pens, copying expenses
001 52510 32	Operating Supplies	Dinners, coffee, chemicals, heating fuel Scowbay, cleaning supplies
001 52510 33	Maintenance Supplies	Radio-pager & Annie batteries, defib maint., paint, nuts & bolts
001 52510 34	Small Tools & Equipment	Bunkers, Dive Equipment, EMS Equipment, Pagers, Breathing Apparatus
001 52510 41	Professional Services	Hepatitis vaccine, breathing air testing.
001 52510 42	Communications	Postage & phone.
001 52510 43	Travel & Training	Fire & EMS conferences, EMT-II class, fire investigation trng., text books, EMT Symposium
001 52510 44	Advertising & Printing	Training, auctions, RFP's.
001 52510 45	Rentals & leases	Chiefs car.
001 52510 4501	Vehicle replacement	All rolling stock.
001 52510 47	Utilities	Main station, Scowbay station and float sheds.
001 52510 48	Repairs & Maintenance	Repairs & maintenance
001 52510 49	Miscellaneous	Organizational dues and magazine subscriptions
001 52510 4920	Motor pool charges	Motor pool labor.
001 52510 64	Machinery/Equipment	

001 - General Fund
Public Works - Administration Expenses

Program Description
The Public Works Department is responsible for the overall supervision and administration of the Water, Wastewater and Sanitation enterprise funds, the Motor Pool Internal Service Fund, and the general fund street maintenance division.
Goals
To contribute to the general health, welfare and safety of the City by ensuring a safe and practical program for the efficient repair and maintenance of City streets and roadways, water distribution system, wastewater collection system, the collection and disposal of solid waste and acquisition, disposal, and maintenance of the city equipment fleet.
Objectives
Utilize personnel and equipment as productively and effectively as possible. Provide forward-looking management which reflects the policies and long term objectives of the City. Respond to inquiries, questions, complaints, and request for information from the public or other agencies in a timely, courteous, effective manner.

001 - General Fund
Public Works Administration Expenses

Expenditures	Prior Year Actual FY 95/96	Current Year Budget FY 96/97	Year To Date 12/31/96	Proposed Budget FY 97/98
Salaries & Wages	93,089	96,743	47,773	26,899
Employee Benefits	27,375	31,573	17,307	7,697
Supplies	3,824	4,250	2,508	3,300
Services & Charges	23,256	33,769	17,629	13,800
Total Expenditures	147,544	166,336	85,217	51,696

Significant Budget Changes

Reallocation of PW Director's salary, reduction in Communications Equipment and Machinery & Equipment, Overtime, Office Supplies, Small Tools, Vehicle Replacement, Travel & Training, Advertising & Printing, Repairs & Maintenance.

Capital Outlays

001 - General Fund
Public Works Administration Expenses

Account Number	Description	Prior Year Actual FY 94/95	Prior Year Actual FY 95/96	Current Year Budget FY 96/97	Budget Year Requested FY 97/98	Budget Year Recommended FY 97/98	Budget Year Approved FY 97/98
Salaries & Wages							
53110 11	Regular Pay	89,392	92,923	95,253	26,339	26,339	26,339
53100 12	Overtime Pay	814	166	1,490	560	560	560
Subtotal		90,206	93,089	96,743	26,899	26,899	26,899
Personnel Benefits							
53110 21	Pension	12,062	11,845	13,534	3,664	3,664	3,664
53110 22	Medicare	329	462	1,403	390	390	390
53110 23	Health Insurance	9,606	8,942	7,368	1,783	1,783	1,783
53100 24	Life Insurance	27	23	30	30	30	30
53110 25	Workers Compensation	6,731	4,061	8,270	1,561	1,561	1,561
53110 26	Unemployment Expense	899	973	967	269	269	269
53110 27	FICA	799	1,069				
Subtotal		30,453	27,375	31,573	7,697	7,697	7,697
Supplies							
53110 31	Office Supplies	1,189	2,144	1,500	1,250	1,250	1,250
53100 32	Operating Supplies	1,516	1,130	1,000	1,000	1,000	1,000
53110 3201	Safety Supplies	119	196	300	300	300	300
53110 33	Maintenance Supplies	163	-	250	250	250	250
53110 34	Small Tools	1,236	354	1,200	1,000	500	500
Subtotal		4,223	3,824	4,250	3,800	3,300	3,300
Services & Charges							
53110 41	Professional Services	1,126	3,258	4,500	4,500	4,500	4,500
53110 42	Communications	2,591	2,949	2,800	2,800	2,800	2,800

001 - General Fund
Public Works Administration Expenses

Account Number	Description	Prior Year	Prior Year	Current Year	Budget Year	Budget Year	Budget Year
		Actual	Actual	Budget	Requested	Recommended	Approved
		FY 94/95	FY 95/96	FY 96/97	FY 97/98	FY 97/98	FY 97/98
53110 4202	Communication Equipment	4,000	-	5,000	-	-	-
53110 43	Travel & Training	1,619	3,559	2,000	1,000	500	500
53110 44	Adver/Printing	73	89	300	300	150	150
53110 4501	Vehicle Repl	1,500	2,100	4,979	3,983	3,983	-
53110 47	Utilities	1,884	1,789	2,000	2,000	2,000	2,000
53110 48	Repair & Maintenance	1,264	466	1,500	1,500	1,000	1,000
53110 49	Miscellaneous	486	127	300	300	150	150
53110 4920	Motor Pool	3,797	4,943	6,190	2,700	2,700	2,700
53110 64	Machine & Equipment	-	3,976	4,200	-	-	-
Subtotal		18,340	23,256	33,769	19,083	17,783	13,800
Operations & Maintenance Subtotal		143,222	147,544	166,336	57,479	55,679	51,696
Public Works Admin Total		143,222	147,544	166,336	57,479	55,679	51,696

001 - General Fund
Public Works Administration Narrative

Account #	Description	Narrative
531 10 11	Salaries & Wages	.25 Public Works Director @ \$16,369 .33 Secretary @ \$9,970 \$26,339
531 10 12	Overtime	<1% of Gross Wages
531 10 21	PERS	Public Employee Retirement System contribution
531 10 22	Medicare	1.45% of Gross Wage
531 10 23	Health Insurance	@ actual per Employee
531 10 24	Life Insurance	\$15.12 per Employee
531 10 25	Workers Compensation	9.18% of gross wage for Superintendent/.58% of gross wage for Secretary
531 10 26	Unemployment Insurance	1% of Gross Wages
531 10 27	FICA	None
531 10 31	Office Supplies	General Office Supplies
531 10 32	Operating Supplies	Keys, Film, other general operating supplies
531 10 3201	Safety Supplies	Class Material (Programs, Rental, Purchase of Tapes)
531 10 33	Maintenance Supplies	Paint and Painting Supplies, Other Maintenance Materials
531 10 34	Small Tools	Office Equipment/Software
531 10 41	Professional Services	Janitorial Services for 1/2 P.W. Office
531 10 42	Communications	Telephone & Computer Line, Postage
531 10 4202	Communications Equipment	None
531 10 43	Travel & Training	Employee Safety Training
531 10 44	Advertising	Public Notices, Bid Advertisement, Labor Ads
531 10 4501	Vehicle Replacement	Replacement Cost for Administration Vehicle
531 10 47	Utilities	Public Works Office
531 10 48	Repairs & Maintenance	Maintenance Agreements, Cleaning /Maintenance of Office Machines
531 10 49	Miscellaneous	Subscriptions, Public Works Assoc. Dues, Unanticipated Expenses
531 10 4920	Motor Pool Charges	Repair and Part Charges for Vehicle
531 10 64	Machinery & Equipment	None

001 - General Fund
Public Works - Streets Expenses

Program Description			
<p>The Street Maintenance Division of the Public Works Department is responsible for the repair and maintenance of existing City streets and roadways including snow removal, ice control and grading.</p> <p>The Division is also responsible for the repair and maintenance of water and wastewater transmission and service lines; fire hydrant maintenance, repair and installation; and performing storm water drainage maintenance. The Street Division personnel and equipment are also required to respond to and assist in emergency situations.</p>			
Goals			
To perform quality services for the citizens of Petersburg.			
Objectives			
<p>To maintain streets and roadways at the highest level possible with existing personnel and available funding.</p> <p>To provide a safe and adequate water distribution and wastewater collection system.</p>			
Performance Indicators	FY 96	FY 97	FY 98
Street Maintenance	5187	3655	5200
Water Distribution System	747	235	750
Wastewater Collection System	810	264	750
Capital Projects	71	1012	100
Groundskeeping/Cemetery	1532	1063	1300
Other Projects	4631	1536	4300
Reflects average based on history of hours			

001 - General Fund
Public Works Streets Expenses

Expenditures	Prior Year Actual FY 95/96	Current Year Budget FY 96/97	Year To Date 12/31/96	Proposed Budget FY 97/98
Salaries & Wages	281,261	275,491	146,744	262,679
Employee Benefits	70,466	88,165	45,883	84,584
Supplies	143,860	110,000	99,869	68,500
Services & Charges	307,011	414,232	241,066	345,000
Capital Outlays	636,994	-	25,280	0
Total Expenditures	1,439,592	887,888	558,843	760,763

Significant Budget Changes

Reductions in Overtime, Operating Supplies, Safety Supplies, Maint. Supplies, Small Tools, Professional Services;
Vehicle Replacement; Repairs & Maint; Building Repair.
Elimination of Temporary Employees, Parking Maintenance, Travel & Training and Dust Control.

Capital Outlays

001 - General Fund
Public Works Streets Expenses

Account		Prior Year	Prior Year	Current Year	Budget Year	Budget Year	Budget Year
Number	Description	Actual	Actual	Budget	Requested	Recommended	Approved
		FY 94/95	FY 95/96	FY 96/97	FY 97/98	FY 97/98	FY 97/98
Salaries & Wages							
53410 11	Regular Pay	199,011	219,690	239,223	247,679	247,679	247,679
53410 1101	Reg Pay - Temps	6,679	21,328	10,000	0	0	0
53410 12	Overtime Pay	32,018	40,243	26,268	25,084	15,000	15,000
Subtotal		237,708	281,261	275,491	272,763	262,679	262,679
Personnel Benefits							
53410 21	Pension	33,683	33,064	38,541	37,150	35,777	35,777
53410 22	Medicare	1,763	2,271	3,995	3,955	3,809	3,809
53410 23	Health Insurance	14,081	15,147	19,891	20,194	20,194	20,194
53410 24	Life Insurance	54	53	106	106	106	106
53410 25	Workers' Comp	28,379	14,037	22,257	22,072	22,072	22,072
53410 26	Unemployment Exp	2,316	2,745	2,755	2,728	2,627	2,627
53410 27	FICA	1,459	3,149	620	0	0	0
Subtotal		81,735	70,466	88,165	86,205	84,584	84,584
Supplies							
53410 32	Operating Supplies	6,945	2,195	2,000	1,000	1,000	1,000
53410 3201	Safety Supplies	2,270	15,498	8,000	4,000	4,000	4,000
53410 3205	Grounds Supplies		5,628	8,000	8,000	5,000	5,000
53410 33	Maint. Supplies	39,705	41,868	84,000	39,000	6,000	56,000
53410 3303	Parking Maintenance	344	457	4,000	0	500	500
53410 34	Small Tools	10,125	14,198	4,000	2,000	2,000	2,000
53410 36	Street Materials		64,016	-			
Subtotal		59,389	143,860	110,000	54,000	18,500	68,500
Services & Charges							

001 - General Fund
Public Works Streets Expenses

Account Number	Description	Prior Year	Prior Year	Current Year	Budget Year	Budget Year	Budget Year
		Actual	Actual	Budget	Requested	Recommended	Approved
		FY 94/95	FY 95/96	FY 96/97	FY 97/98	FY 97/98	FY 97/98
53410 41	Professional Services	8,787	6,184	5,000	9,500	2,000	2,000
53410 42	Communication	379	420	1,000	1,000	100	100
53410 43	Travel & Training	1,950	248	1,500	0	0	0
53410 44	Advertising & Printing	850	1,362	500	500	500	500
53410 4501	Vehicle Repl	77,000	90,936	139,622	90,501	90,501	0
53410 47	Utilities	5,506	5,308	5,500	5,500	5,500	5,500
53410 4701	Utilities-St Light	30,688	30,780	31,000	31,000	31,000	31,000
53410 4702	Utilities-Garbage	3,780	2,871	4,000	4,000	4,000	4,000
53410 48	Repairs & Maintenance		-	2,000	1,000	1,000	1,000
53410 4801	Building Repair	2,404	8,184	7,000	1,000	1,000	1,000
53410 4804	Permit Expense	1,576	1,824	1,000	1,000	1,000	1,000
53410 49	Miscellaneous	632	383	100	100	100	100
53410 4920	Motor Pool Charges	210,986	158,511	216,010	298,800	298,800	298,800
Subtotal		344,538	307,011	414,232	443,901	435,501	345,000
Operations & Maintenance Subtotal		723,370	802,598	887,888	856,869	801,264	760,763
Capital Outlays							
53410 6319	Paving Project		13,205	-	0	0	0
53410 6401	Other Equipment		33,841		0	0	0
53410 6569	Wrangell Upgrade		466,168		0	0	0
53410 6578	Harder street		63,444		0	0	0
53410 6579	Baltic/Gauffin		54,682		0	0	0
53410 6585	Hammer Slough		5,654		0	0	0
Subtotal		-	636,994	-	-	-	-
Public Works Streets Total		723,370	1,439,592	887,888	856,869	801,264	760,763

001 - General Fund
Public Works Streets Narrative

Account #	Description	Narrative
534 10 11	Regular Pay	Foreman - \$48,214
		Heavy Equipment Operator - \$44,096
		Utility Worker x 3 - \$119,912
		Groundskeeper - \$20,590
		Assistant Groundskeeper - \$4,897
		.33 Secretary - \$9,970
		Total - \$247,679
534 10 1101	Temporary Labor	None
534 10 12	Overtime	Standby-On Call Coverage
534 10 21	PERS	Public Employees Retirement System contribution
534 10 22	Medicare	1.45% of Gross Wage
534 10 23	Health Insurance	@ actual per Employee
534 10 24	Life Insurance	\$15.12 per Employee
534 10 25	Workers Comp	9.18% of Gross Wage for Public Works/6.59% of Gross Wages for Cemetery Workers
534 10 26	Unemployment Expens	1% of Gross Wages
534 10 32	Operating Supplies	Paper Produces, Soap, Coffee, Other General Operating Supplies
534 10 3201	Safety Supplies	Safety Gear, Rain Gear, Jackets, Coveralls, Gloves, Ear Plugs, Goggles
534 10 3205	Grounds Supplies	Landscaping/Cemetery Supplies - Operating Supplies, Plants, Soil, Seeds
534 10 33	Maintenance Supplies	Lumber @\$1000, Culvert @\$5,000, Materials
534 10 3303	Parking Maintenance	Signage, paint, safety materials
534 10 34	Small Tools/Equipment	Replacement/purchase of Small Tools
534 10 41	Professional Services	Street Right-Of-Way Engineering, Surveying
534 10 42	Communications	Radio Maintenance
534 10 43	Travel & Training	None
534 10 44	Advertising & Printing	Public Notices

001 - General Fund
Public Works Streets Narrative

Account #	Description	Narrative
534 10 4501	Vehicle Replacement	Replacement Cost for Public Works Street Equipment
534 10 47	Utilities	Electric for Public Works Garage
534 10 4701	Utilities	Street Lights/Cemetery Electricity
534 10 4702	Utilities	Main Street Refuse Collection
53410 48	Repairs/Maintenance	Motor Pool charges for non-vehicle related repairs (cutting, welding etc.)
534 10 4801	Building Repair	Facilities Repair/Improvement,
534 10 4804	Permit Expense	Move Permits, State Permits, CDL
534 10 49	Miscellaneous	Miscellaneous
534 10 4920	Motor Pool Charges	Direct Cost for Insurance, Fuel, Labor, Parts for Public Works Equipment

001 - General Fund
Community Development Expenditures

Program Description

The Community Development Department is responsible for community development, city planning, zoning regulation, and building code enforcement for the city. The department also provides staff support to the Planning and Zoning Commission and assists in the review of the Comprehensive Plan, capital projects and the preparation of ordinance changes. Other staff functions involve public hearings for zoning amendments, variances, conditional use permits, special use permits, along with subdivision platting, city mapping, preparing the annual Overall Economic Development Plan, and assistance to other city departments with state and federal regulations and permitting requirements.

Goals

To promote the safe and orderly development of the city in conformance with federal, state and local regulations governing building code requirements and land use based on the zoning ordinance.

Objectives

- To serve the public as an informational resource to promote community development.
- To assist the community in obtaining necessary local, state and federal permits.
- To assist city departments by recording changes in development, land ownership and platting.
- To update and maintain the urban base maps and city zoning maps.
- To assist the Planning and Zoning Commission in reviewing and updating the Comprehensive Plan.
- To process requests for subdivisions, special use permits, conditional use permits, variances, zoning amendments, COE 404 permit reviews, ACMP consistency reviews, and other P&Z business.
- To review and approve all building projects within the city for conformance with the Uniform Building Code, Uniform Plumbing Code, the Uniform Mechanical Code and the Zoning Ordinance.

001 - General Fund
Community Development Expenditures

Expenditures	Prior Year Actual FY 95/96	Current Year Budget FY 96/97	Year To Date 12/31/96	Proposed Budget FY 97/98
Salaries & Wages	163,136	173,027	94,101	116,339
Employee Benefits	48,762	54,496	30,802	31,678
Supplies	7,798	5,150	2,872	3,000
Services & Charges	26,698	35,005	17,120	10,650
Capital Outlay	500	5,000	4,945	-
Total Expenditures	246,894	272,678	149,840	161,667

Significant Budget Changes

- Elimination of 1/4 Full Time Maintenance Aide to assist Maintenance Specialist with maintenance.
- Transfer of Building Maintenance Specialist into Facilities Maintenance - General Fund

Capital Outlays

001 - General Fund
Community Development Expenditures

Account		Prior Year	Prior Year	Current Year	Budget Year	Budget Year	Budget Year
Number	Description	Actual	Actual	Budget	Requested	Recommended	Approved
		FY 94/95	FY 95/96	FY 96/97	FY 97/98	FY 97/98	FY 97/98
Salaries & Wages							
53660 11 00	Regular Wages	151,576	157,896	170,027	115,839	115,839	115,839
53660 12 00	Overtime	4,072	5,240	3,000	1,000	500	500
Subtotal		155,648	163,136	173,027	116,839	116,339	116,339
Personnel Benefits							
53660 21 00	PERS	25,866	24,043	24,206	15,913	15,845	15,845
53660 22 00	Medicare	1,275	1,265	2,509	1,694	1,687	1,687
53660 23 00	Aetna Health	15,956	15,757	17,189	10,217	10,217	10,217
53660 24 00	Life Insurance	49	42	68	37	37	37
53660 25 00	Workers Compensation	7,856	5,978	8,093	2,728	2,728	2,728
53660 26 00	ESD (Unemployment)	1,607	1,619	1,730	1,168	1,163	1,163
53660 27 00	FICA	125	58	700	-	-	-
Subtotal		52,734	48,762	54,496	31,758	31,678	31,678
Supplies							
53660 31 00	Office Supplies	1,013	2,288	1,500	1,200	800	800
53660 32 00	Operating Supplies	568	943	800	600	600	600
53660 32 01	Safety Supplies	101	104	350	100	100	100
53660 34 00	Small Tools and Equipme	8,362	4,463	2,500	2,000	1,500	1,500
Subtotal		10,044	7,798	5,150	3,900	3,000	3,000
Services & Charges							
53660 41 00	Professional Services	(184)	1,047	1,000	750	750	750
53660 42 00	Communications	2,786	2,930	2,600	2,600	2,600	2,600
53660 43 00	Travel & Training	3,653	7,408	4,500	3,500	2,000	2,000
53660 4301	Travel Grant		1,200	-	-	-	-
53660 43 03	Travel / P&Z Commission		2,220	2,000	-	-	-
53660 44 00	Advertising & Printing	475	1,871	800	600	600	600

001 - General Fund
Community Development Expenditures

Account Number	Description	Prior Year Actual FY 94/95	Prior Year Actual FY 95/96	Current Year Budget FY 96/97	Budget Year Requested FY 97/98	Budget Year Recommended FY 97/98	Budget Year Approved FY 97/98
53660 45 00	Rentals and Leases	900	550	500	500	500	500
53660 45 01	Vehicle Replacement	2,856	4,212	15,545	2,000	2,000	-
53660 47 00	Utilities	997	1,935	1,400	1,000	1,000	1,000
53660 48 00	Repairs and Maintenance	286	238	600	400	400	400
53660 49 00	Miscellaneous	924	888	900	1,000	500	500
53660 49 01	Reimbursable Expenses	-	-	-	-	-	-
53660 49 20	Motor Pool O & M	2,192	2,199	5,160	2,300	2,300	2,300
Subtotal		14,885	26,698	35,005	14,650	12,650	10,650
Operations and Maintenance Subtotal		233,311	246,394	267,678	167,147	163,667	161,667
Capital Outlays							
53660 64 00	Machinery & Equipment	27,549					
53660 64 00	Machinery & Equipment	535	500	5,000	1,000	-	-
Subtotal		28,084	500	5,000	1,000	-	-
Community Development Total		261,395	246,894	272,678	168,147	163,667	161,667

001 - General Fund
Community Development Narrative

Account #	Description	Narrative
53660 11 00	Salaries & Wages	
	Director	\$54,438
	Engineering Technician	\$43,950
	Secretary	\$17,451 .50 time to Community Development .50 to Engineering
		\$115,839
53660 12 00	Overtime	\$500 for overtime
53660 21 00	PERS	Public Employees Retirement System
53660 22 00	Medicare	Federal Medicare
53660 23 00	Aetna Health	Health Insurance
53660 24 00	Life Insurance	Life Insurance
53660 25 00	Workers Compensation	Workers Compensation
53660 26 00	ESD (Unemployment)	Unemployment Insurance
53660 27 00	FICA	Social Security - only when not covered by PERS
53660 31 00	Office Supplies	Office, paper, and computer and blue print machine supplies
53660 32 00	Operating Supplies	Supplies, recording tapes, film and operating supplies.
53660 32 01	Safety Equipment	Safety equipment
53660 34 00	Small Tools and Equipment	Drafting and surveying equipment, small tools.
53660 41 00	Professional Services	Janitorial services, professional services.
53660 42 00	Communications	Telephone, postage and fax machine.
53660 43 00	Travel & Training	ICBO seminars, Alaska Planners conference, technical/professional training.
53660 43 03	Travel P&Z Commission	Training for Planning and Zoning Commission members.
53660 44 00	Advertising & Printing	Newspaper notices, printing expenses.
53660 45 00	Rentals and Leasing	Engineering Technician - car allowance.
53660 45 01	Vehicle Replacement	Replacement of 1987 Chevrolet S-10.
53660 47 00	Utilities	Utility charges for Community Development office.
53660 48 00	Repairs and Maintenance	Repairs and maintenance of office, surveying and mapping equipment.
53660 49 00	Miscellaneous	ICBO and APA dues, newspaper and publications, unanticipated expenses.
53660 4901	Reimbursable Expenses	Subdivision inspections.
53660 4920	Motor Pool O&M	Actual shop costs, gas/oil, insurance, parts and freight.
53660 64 00	Machinery & Equipment	

001- General Fund
Facilities
Maintenance

Program Description

Facilities Maintenance is responsible for maintenance of the 25 buildings in various city departments. The department coordinates additions and alterations to existing buildings, along with construction of smaller city improvements. In addition, this division assists other non-departmental entities with the maintenance of their city-owned buildings.

Goals

- to provide building maintenance for city departments.
- to assist other non-departmental entities with maintenance of city-owned buildings.

Objectives

- Maintain city-owned buildings.
- Perform unscheduled emergency maintenance items.
- Accomplish maintenance requested by all city departments.
- Perform unscheduled non-emergency maintenance items.

001 - General Fund
Facilities Maintenance Expenses

Expenditures	Prior Year Actual FY 95/96	Current Year Budget FY 96/97	Year To Date 12/31/96	Proposed Budget FY 97/98
Salaries & Wages	-	-	-	44,950
Employee Benefits	750	750	290	15,928
Supplies	-	-	-	2,600
Services & Charges	-	-	-	15,780
Projects	81,557	104,615	15,099	29,650
Total Expenditure	82,307	105,365	15,389	108,908

Significant Budget Changes

- Deferred the maintenance request from the Fire Department for repairs and renovations of the kitchen area at the Scow Bay Fire Hall (\$18,500)
- Deferred the maintenance request from the Motor Pool for insulating the Parking Shed (\$17,500)
- Deferred the maintenance request from Public Works for Storage Building (\$76,750)

001 - General Fund
Facilities Maintenance Expenses

Account Number	Description	Prior Year Actual FY 94/95	Prior Year Actual FY 95/96	Current Year Budget FY 96/97	Budget Year Requested FY 97/98	Budget Year Recommended FY 97/98	Budget Year Approved FY 97/98
Salaries and Wages							
53810 11	Regular Pay	-			43,950	43,950	43,950
53810 12	Overtime Pay	-			2,000	1,000	1,000
Subtotal		-			45,950	44,950	44,950
Personnel Benefits							
53810 2100	Pension	-			6,258	6,258	6,258
53810 2200	Medicare	100	100	100	667	667	667
53810 2300	Health Insurance	-			5,757	5,757	5,757
53810 2400	Life Insurance	-			15	15	15
53810 2500	Workers Compensation	-			2,771	2,771	2,771
53810 2600	Unemployment	150	150	150	460	460	460
53810 2700	FICA	500	500	500	-	-	-
Subtotal		750	750	750	15,928	15,928	15,928
Supplies							
53810 3100	Office Supplies	-			500	400	400
53810 3200	Operating Supplies	-			1,000	1,000	1,000
53810 3201	Safety Supplies	-			200	200	200
53810 34	Small Tools and Equip	-			2,500	1,000	1,000
Subtotal		-	-	-	4,200	2,600	2,600
Services and Charges							
53810 4100	Professional Services	-			250	-	-
53810 4200	Communications	-			500	500	500
53810 4300	Travel and Training	-			1,000	1,000	1,000
53810 4400	Advertising and Printing	-			-	-	-
53810 4500	Rentals and Leasing	-			500	500	500
53810 4501	Vehicle Replacement	-			4,356	4,356	-
53810 4700	Utilities	-			600	600	600
53810 4800	Repairs and Maintenance	-			600	200	200

001 - General Fund
Facilities Maintenance Expenses

Account		Prior Year	Prior Year	Current Year	Budget Year	Budget Year	Budget Year
Number	Description	Actual	Actual	Budget	Requested	Recommended	Approved
		FY 94/95	FY 95/96	FY 96/97	FY 97/98	FY 97/98	FY 97/98
53810 4900	Miscellaneous	-			1,000	300	10,300
53810 4920	Motor Pool O&M	-			2,600	2,680	2,680
Subtotal		-			11,406	10,136	15,780
Operations and Maintenance Subtotal		750	750	750	77,484	73,614	79,258
Projects							
53810 6207	Petersburg Medical Center		-	3,000	-	-	-
53810 6208	Water Utility	1,000	856	8,300	-	-	-
53810 6209	Wastewater Utility	12,950	2,669	500	500	500	500
53810 6211	Public Works	3,000	9,452	29,065	12,950	5,000	5,000
53810 6212	Clausen Museum	6,000	5,639	2,700	9,800	1,000	1,000
53810 6213	Parks & Recreation	32,720	22,590	14,500	9,260	6,000	6,000
53810 6214	Administration	1,000	6,515	1,000	1,000	1,000	1,000
53810 6215	Library	1,300	152	500	1,000	1,000	1,000
53810 6216	Finance	11,720	483	1,000	1,000	1,000	1,000
53810 6217	Miscellaneous	500	570	1,500	1,500	1,500	1,500
53810 6218	Police Department	6,200	8,802	5,375	4,800	4,800	4,800
53810 6219	Fire Department	78,111	7,410	8,825	25,000	1,000	1,000
53810 6225	Elderly Housing	27,700	15,102	16,000	6,250	5,050	5,050
53810 6226	Community Development	3,600	1,317	2,350	3,800	1,000	1,000
53810 6227	Engineering		-	10,000	2,000	800	800
53810 6228	Jail Upgrade			-	-	-	-
Building Maintenance Project Subtotal		185,801	81,557	104,615	78,860	29,650	29,650
Building Maintenance Total		186,551	82,307	105,365	156,344	103,264	108,908

001- General Fund
Facilities Maintenance Narrative

Account #	Description	Narrative
53810 1100	Regular Pay	
	Building Maintenance Spclt	\$43,950
53810 1200	Overtime Pay	\$2000 for overtime
53810 2100	PERS	Public Employees Retirement System
53810 2200	Medicare	Federal Medicare
53810 2300	Atena Health	Health Insurance
53810 2400	Life Insurance	Life Insurance
53810 2500	Workers Compensation	Workmans Compensation
53810 2600	Unemployment	Unemployment Insurance
53810 2700	FICA	Social Security - only when not covered by PERS
53810 3100	Office Supplies	Office Supplies
53810 3200	Operating Supplies	Carpentry & Maintenance supplies
53810 3201	Safety Supplies	Safety Supplies
53810 3400	Small Tools & Equipment	Maintenance tools & equipment
53810 4100	Professional Services	
53810 4200	Communications	Telephone & postage fees
53810 4300	Travel and Training	ICBO examination
53810 4400	Advertising and Printing	Advertising and Printing
53810 4500	Rentals and Leasing	Rentals and Leasing
53810 4501	Vehicle Replacement	Replacement contributions for Maintenance Van
53810 4700	Utilities	Utilities
53810 4800	Repairs and Maintenance	Repairs and Maintenance
53810 4900	Miscellaneous	ICBO dues & misc expenses
53810 4920	Motor Pool O&M	Actual shop costs, gas/oil, insurance, parts.
53810 6207	Petersburg Medical Center	
53810 6208	Water Utility	
53810 6209	Wastewater Utility	Routine miscellaneous maintenance.
53810 6211	Public Works	Storage building at cemetery,
53810 6212	Clausen Museum	Routine maintenance.

001- General Fund
Facilities Maintenance Narrative

Account #	Description	Narrative
53810 6213	Parks & Recreation	ADA signage at gym and pool, replace gym room flo
53810 6214	Administration	Routine maintenance, boiler and elevator inspections
53810 6215	Library	Routine maintenance.
53810 6216	Finance	Paint work, routine maintenance.
53810 6217	Miscellaneous	Unanticipated and emergency maintenance.
53810 6218	Police Department	Table and privacy wall in cells, security cabinet in visi
53810 6219	Fire Department	Routine maintenance
53810 6225	Elderly Housing	Replace boiler expansion tank, painting, skylight flas
53810 6226	Community Development	ADA signage, routine maintenance
53810 6227	Engineering	Routine maintenance

001 - General Fund
City Engineer

Program Description
The Engineering Department is responsible for all capital and special project management, including design and implementation of the City's capital improvement program. The department provides staff assistance to the City Manager and other operating departments and organizational units of the city to achieve the most efficient accomplishment of city government objectives.
Goals
Manage all capital and special improvement projects. Facilitate inter-departmental coordination and cooperation to insure effective project management. Provide engineering expertise, advice and recommendations as needed by city personnel, council, manager and the public. Assist in the development and recommendation of municipal code revisions for private sector infrastructure development.
Objectives
Inter-departmental coordination Construction inspection and administration of capital and special projects Act as the City's representative with contractors, developers, outside funding and regulatory agencies, and other governmental entities.

001 - General Fund
City Engineer Expenses

Expenditures	Prior Year Actual FY 95/96	Current Year Budget FY 96/97	Year To Date 12/31/96	Proposed Budget FY 97/98
Salaries & Wages	20,811	13,260	21,953	47,151
Employee Benefits	3,935	3,302	2,888	13,050
Supplies	2,079	3,600	979	2,100
Services & Charges	17,346	10,210	8,027	17,800
Capital Outlays	3,033	25,000	208	4,000
Total Expenditures	47,204	55,372	34,055	84,101

Significant Budget Changes

45% of Engineer's time is budgeted in General Fund; 55% in Capital Projects (25% Cabin Creek, 15% Scow Bay Water and 15% Harbor Expansion)

Capital Outlays

001 - General Fund
City Engineer Expenses

Account Number	Description	Prior Year Actual FY 94/95	Prior Year Actual FY 95/96	Current Year Budget FY 96/97	Budget Year Requested FY 97/98	Budget Year Recommended FY 97/98	Budget Year Approved FY 97/98
Salaries & Wages							
54010 11	Regular Pay	0	20,811	13,260	47,151	47,151	47,151
Subtotal		0	20,811	13,260	47,151	47,151	47,151
Personnel Benefits							
54010 2100	Pension	0	997	1,855	6,422	6,422	6,422
54010 2200	Medicare	0	312	192	684	684	684
54010 2300	Health Insurance	0	859	568	3,644	3,644	3,644
54010 2400	Life Insurance	0	3	3	14	14	14
54010 2500	Workers Comp	0	636	551	894	894	894
54010 2600	Unempl. Expense	0	212	133	472	472	472
54010 2700	FICA	0	916	-	921	921	921
Subtotal		0	3,935	3,302	13,050	13,050	13,050
Supplies							
54010 31	Office Supplies	0	723	600	500	500	500
54010 32	Operating Supplies	0	201	500	300	300	300
54010 33	Maintenance Supplies	0	-	500	300	300	300
54010 34	Small Tools/ Equipment	0	1,155	2,000	1,000	1,000	1,000
Subtotal		0	2,079	3,600	2,100	2,100	2,100
Services & Charges							
54010 41	Professional Services	0	-	500	-	-	-
54010 42	Communications	0	894	1,000	1,000	1,000	1,000
54010 43	Travel & Training	0	4,992	3,500	1,000	2,500	2,500
54010 44	Advertising & Printing	0	-	300	-	300	300

001 - General Fund
City Engineer Expenses

Account Number	Description	Prior Year	Prior Year	Current Year	Budget Year	Budget Year	Budget Year
		Actual	Actual	Budget	Requested	Recommended	Approved
		FY 94/95	FY 95/96	FY 96/97	FY 97/98	FY 97/98	FY 97/98
54010 45	Rentals & Leases	0	950	-	-	-	-
54010 4501	Vehicle Replacement	0	1,500	-	1,500	-	-
54010 48	Repairs & Maintenance	0	-	250	200	200	200
54010 49	Miscellaneous	0	1,198	250	-	300	300
54010 4920	Motor Pool O&M	0	7,812	4,410	3,500	3,500	3,500
54010 4925	Personnel Expenses	10,748	-	-	10,000	10,000	10,000
Subtotal		10,748	17,346	10,210	17,200	17,800	17,800
Operations & Maintenance Subtotal		10,748	44,171	30,372	79,501	80,101	80,101
Capital Outlays							
54010 64	Machinery & Equipment	0	3,033	25,000	-	-	4,000
Subtotal		0	3,033	25,000	-	-	4,000
City Engineer Total		10,748	47,204	55,372	79,501	80,101	84,101

001 - General Fund
City Engineer Narrative

Account #	Description	Narrative
54010 11	Regular Pay	Engineer 45% of \$66,000 Secretary \$17,451 .50 time to Engineering .50 to Community Development \$47,151
54010 2100	Pension	Public Employees Retirement System contribution
54010 2200	Medicare	1.45% of Gross Wage
54010 2300	Health Insurance	Annual Per Employee/figured actual
54010 2400	Life Insurance	\$15.12 Annual per employee
54010 2500	Workers Comp	2.67% of Gross Wage
54010 2600	Unempl. Expense	1% of Gross Wage
54010 2700	FICA	Social Security at 6.2% of Gross Wage (Temporary/Seasonal Employees)
54010 31	Office Supplies	Letterhead & Envelopes, pens, hanging file folders/file folders, computer disks, pens/pencils, tape, staples and copy paper
54010 32	Operating Supplies	Paper towels, toilet paper, soap, cleaning & sanitation supplies
54010 33	Maintenance Supplies	Paint, light bulbs, electrical supplies and plumbing supplies
54010 34	Small Tools/ Equipment	Engineering/surveying equipment
54010 41	Professional Services	Miscellaneous Consulting Services
54010 42	Communications	Telephone & express mail
54010 43	Travel & Training	Alaska certification, project management
54010 44	Advertising & Printing	Legal advertisements
54010 45	Rentals & Leases	
54010 48	Repairs & Maintenance	Small Equipment
54010 49	Miscellaneous	Dues and subscriptions, unanticipated expenses
54010 4925	Personnel expenses	New hire search/moving expenses
Capital Outlays		
54010 64	Machinery & Equipment	

001 - General Fund
Community Services Expenditures

Program Description
The Community Services portion of the General Fund budget contributes funding for agencies which provide health, social and community services to the citizens of Petersburg.
Goals
The goal of the city in providing funding for these agencies is to create a healthy, creative and supportive living environment.

001 - General Fund
Community Service Expenditures

Expenditures	Prior Year Actual FY 95/96	Current Year Budget FY 96/97	Year To Date 12/31/96	Proposed Budget FY 97/98
Grants	165,037	174,875	152,846	161,375
Interfund Transfers	80,604	72,500	73,574	69,160
Total Expenditures	245,641	247,375	226,420	230,535

Significant Budget Changes

Agency funding reductions.

Capital Outlays

001 - General Fund
Community Services Expenditures

Account Number	Description	Prior Year Actual FY 94/95	Prior Year Actual FY 95/96	Current Year Budget FY 96/97	Budget Year Requested FY 97/98	Budget Year Recommended FY 97/98	Budget Year Approved FY 97/98
Grants							
56010 4914	Clausen Museum Grant	32,200	37,200	40,000	74,797	20,000	30,000
56010 4931	Day Care Admin Subsidy	3,000	5,962	4,500	4,500	4,500	4,500
56010 4934	Petersburg Youth Program	25,000	25,000	25,000	25,000	12,500	25,000
56010 4935	Public Health Nurse	15,375	15,375	15,375	16,375	7,687	15,375
56010 4936	Mental Health Services	40,000	50,000	50,000	50,000	25,000	50,000
56010 4937	Alcohol & Drug Abuse Services	25,000	25,000	25,000	25,000	12,500	25,000
56010 4939	Public Radio KFSK		3,500	3,500			-
56010 4943	Senior Citizens Nutrition Program	3,000	3,000	3,000	3,000	3,000	3,000
56010 4955	Local Day Care Grant			8,500	-	-	8,500
Subtotal		143,575	165,037	174,875	198,672	85,187	161,375
Interfund Transfers							
59710 59	Petersburg Medical Center	85,822	80,604	72,500	66,220	66,220	69,160
Subtotal		85,822	80,604	72,500	66,220	66,220	69,160
Community Services Total		229,397	245,641	247,375	264,892	151,407	230,535

001 - General Fund
Community Services Expenditures

Account #	Description	Narrative
56010 4914	Clausen Memorial Museum	Local operations grant
56010 4931	Day Care Administrative Subsidy	Local operations grant
56010 4934	Petersburg Youth Program	Local operations grant
56010 4935	Public Health Nurse	State pass through and local operations grant
56010 4936	Mental Health Services	State pass through and local operations grant
56010 4937	Alcohol & Drug Abuse Services	State pass through and local operations grant
56010 4939	Public Radio KFSK	Local operations grant
56010 4943	Senior Citizens Nutrition Program	Local operations grant
56010 4955	Local Day Care Grant	Local grant for day care services
59710 59	Petersburg Medical Center	State Revenue Sharing pass through

001 - General Fund
Library Expenses

Program Description			
The library acquires, organizes, and provides access to information and library materials.			
Goals			
To inform, enrich, and empower every citizen in the community by creating and promoting free and easy access to a vast array of ideas and information.			
Objectives			
Increase circulation to 34,000 items Provide program events to encourage reading, library use, and information literacy Add 1100 books, 45 videos, and 80 periodicals subscriptions by donation and purchase.			
Performance Indicators			
	Actual FY96	Projected FY97	Projected FY98
Total circulation	32,269	33,000	34,000
Annual attendance	31,000	31,000	32,000
New library cards issued	525	550	550
Registered borrowers	3,536	3,700	3,800
Programs offered	28	28	28
Program attendance	1,407	1,500	1,500

001 - General Fund
Library Expenses

Expenditures	Prior Year Actual FY 95/96	Current Year Budget FY 96/97	Year To Date 12/31/96	Proposed Budget FY 97/98
Salaries & Wages	90,531	95,612	47,707	97,309
Employee Benefits	20,461	25,936	9,981	23,472
Supplies	41,826	44,550	15,055	44,250
Services & Charges	1,564	1,150	132	1,150
Capital Outlays	1,994	25,000	10,262	2,000
Total Expenditures	156,376	192,248	83,137	168,181

Significant Budget Changes

Capital outlays are significantly reduced because the automation system was replaced in FY97.
Costs for maintainance are increased to cover the new equipment and software.

001 - General Fund
Library Expenses

Account Number	Description	Prior Year Actual FY 94/95	Prior Year Actual FY 95/96	Current Year Budget FY 96/97	Budget Year Requested FY 97/98	Budget Year Recommended FY 97/98	Budget Year Approved FY 97/98
Salaries & Wages							
57210 11	Salaries	87,103	90,531	95,612	97,309	97,309	97,309
Subtotal		87,103	90,531	95,612	97,309	97,309	97,309
Personnel Benefits							
57210 2100	PERS	11,886	11,983	13,316	13,253	13,253	13,253
57210 2200	Medicare	584	594	1,386	1,411	1,411	1,411
57210 2300	Aetna	6,093	5,964	8,588	7,194	7,194	7,194
57210 2400	Life Insurance	24	22	76	76	76	76
57210 2500	Workers Comp	418	375	535	564	564	564
57210 2600	Unemployment	871	898	956	973	973	973
57210 2700	FICA	912	625	1,079	-	-	-
Subtotal		20,788	20,461	25,936	23,472	23,472	23,472
Supplies							
57210 31	Office Supplies	2,403	2,219	2,300	2,300	2,300	2,300
57210 32	Operating Supplies	105	133	100	100	100	100
57210 3211	Books	19,992	22,174	24,000	24,000	22,000	22,000
57210 3212	Periodicals	4,927	4,883	5,000	5,000	5,000	5,000
57210 3213	AV materials	497	1,342	900	900	900	900
57210 34	Small Tools & Equip.		-	200	200	200	200
57210 4111	Western Library Network	1,746	2,043	2,000	2,000	2,000	2,000
57210 42	Communications	2,068	2,425	3,000	6,000	3,000	3,000
57210 48	Repairs & Maintenance	5,968	5,800	6,300	8,000	8,000	8,000
57210 49	Miscellaneous	1,596	807	750	750	750	750
Subtotal		39,302	41,826	44,550	49,250	44,250	44,250

001 - General Fund
Library Expenses

Account Number	Description	Prior Year Actual FY 94/95	Prior Year Actual FY 95/96	Current Year Budget FY 96/97	Budget Year Requested FY 97/98	Budget Year Recommended FY 97/98	Budget Year Approved FY 97/98
Services & Charges							
57210 41	Professional Services		-	-	-	-	-
57210 43	Travel & Training	657	1,355	1,000	1,000	1,000	1,000
57210 44	Advertising	88	209	150	150	150	150
Subtotal		745	1,564	1,150	1,150	1,150	1,150
Operations & Maintenance Subtotal		147,938	154,382	167,248	171,181	166,181	166,181
Capital Outlays							
57210 64	Machinery & Equipment		1,994	25,000	1,000	1,000	1,000
57210 6401	Library Other Equipment	1,659	-	-	1,000	1,000	1,000
Subtotal		1,659	1,994	25,000	2,000	2,000	2,000
Library Total		149,597	156,376	192,248	173,181	168,181	168,181

001 - General Fund
Library Expenses

Account #	Description	Narrative
57210 11	Salaries	
		Librarian \$50,073
		Technician 28,625
		Clerks 15,665
		Page 2,945
		Total \$97,309
57210 2100	PERS	Public Employees Retirement System contribution
57210 2200	Medicare	1.45% of gross wages
57210 2300	Aetna	Health Insurance/actual per employee
57210 2400	Life Insurance	\$15.12 city contribution
57210 2500	Workers Comp	.58% of gross wages
57210 2600	Unemployment	1% of gross wages
57210 31	Office Supplies	Includes paper for public copier, office supplies
57210 32	Operating Supplies	General operating supplies
57210 3211	Books	The most used information resource
57210 3212	Periodicals	Newspapers, magazines and CD-ROM periodical index
57210 3213	AV materials	Videos, cassettes, books on tape
57210 34	Small Tools & Equip.	
57210 4111	Western Library Network	CD ROM subscription to the WLN bibliographic utility-source of machine readable cataloging, interlibrary loan, and maintaining catalog records
57210 42	Communications	Postage, telephone, and \$250 for SEAkNet (Internet access for city and community)
57210 48	Repairs & Maintenance	Copier, equipment, software and computer maintenance increased to cover new automation system maintenance agreement
57210 49	Miscellaneous	Programming costs, prizes
57210 43	Travel & Training	Alaska Library Assn. Conference, computer training
57210 44	Advertising	Advertising open positions and programs
57210 64	Machinery & Equipment	Estimated replacement or additions to hardware
57210 6401	Other equipment	Desks for computer equipment which are wheelchair accessible

001 - General Fund
Parks and Recreation - Administration Expenses

Program Description						
The Parks & Recreation Department is responsible for the planning, professional management and general administration of the city's parks, recreational facilities and organized recreational activities.						
Goals						
The goal of the department is to provide the community with safe and attractive park spaces and recreational facilities along with leisure activities to meet the needs and goals of the citizens.						
Objectives						
To implement the recommendations of the Parks & Recreation Advisory Board. To provide the broadest range of services to the community within budgetary limitations.						
Performance Indicators						
	Actual FY 94-95	Actual FY 95-96	Actual 7/1-12/31/96	Projected FY 96/97	Projected FY 97/98	
Recovery rate	35%	39%	36%	35%	34%	
						(% expenses covered by revenue department wide)
Community Gym						
Community use	34,237	31,960	14,050	32,000	27,000	
School District use	44,759	51,700	15,669	45,000	45,000	

001 - General Fund
Parks and Recreation - Administration Expenses

Expenditures	Prior Year Actual FY 95/96	Current Year Budget FY 96/97	Year To Date 12/31/96	Proposed Budget FY 97/98
Salaries & Wages	166,365	174,067	85,806	170,981
Employee Benefits	46,925	66,804	26,895	57,878
Supplies	48,668	34,750	20,574	32,350
Services & Charges	15,438	22,646	10,033	18,600
Capital Outlay	41,446	1,900	82	-
Total Expenditures	318,840	300,167	143,390	279,809

Significant Budget Changes

Elimination of one-20 hr/wk Facility Attendent at Community Gym
 Reduction of Maintenance Assistant from seasonal full-time (shared with Building Maint.) to approx.
 100 hours seasonal part-time assistance for ballfield maintenance.
 Elimination of College Intern position
 Elimination of funding for maintenance at Ernie Haugen Recreation Area (state)

Capital Outlay

None

001 - General Fund
Parks and Recreation - Administration Expenses

Account		Prior Year	Prior Year	Current Year	Budget Year	Budget Year	Budget Year
Number	Description	Actual	Actual	Budget	Requested	Recommended	Approved
		FY 94/95	FY 95/96	FY 96/97	FY 97/98	FY 97/98	FY 97/98
Salaries & Wages							
57410-11	Salaries	128,089	160,771	168,567	152,221	152,221	165,731
57410-12	Overtime	2,508	3,192	3,000	2,750	2,750	2,750
57410-17	Shift Differential	1,955	2,402	2,500	2,500	2,500	2,500
Subtotal		132,552	166,365	174,067	157,471	157,471	170,981
Personnel Benefits							
57410-21	PERS	21,701	20,294	23,184	21,448	21,448	23,288
57410-22	Medicare	2,238	2,496	2,532	2,283	2,283	2,479
57410-23	Aetna	13,323	11,668	25,000	20,250	20,250	20,250
57410-24	Life Insurance	38	39	110	86	86	86
57410-25	Worker's Comp.	10,208	8,636	11,682	8,506	8,506	8,506
57410-26	ESD	1,531	1,708	1,746	1,593	1,593	1,710
57410-27	FICA	1,111	2,084	2,550	1,559	1,559	1,559
Subtotal		50,150	46,925	66,804	55,725	55,725	57,878
Supplies							
57410-31	Office Supplies	1,099	1,253	1,500	1,500	1,100	1,100
57410-32	Operating Supplies	2,003	2,691	3,000	3,000	2,500	2,500
57410-3201	Safety Supplies	250	273	250	250	250	250
57410-3203	Special Recreation	14,265	26,248	14,000	14,000	14,000	14,000
57410-3220	Op. Supplies-Parks	982	2,160	1,500	1,500	1,500	1,500
57410-33	Maintenance Supplies	5,838	8,111	8,000	8,000	6,500	6,500
57410-3320	Maint. Supplies-Parks	1,194	1,407	2,000	2,000	2,000	2,000
57410-34	Sm Tools/Equipment	3,365	2,461	3,000	3,000	3,000	3,000
57410-3420	Sm Tools/Equip-Parks	1,802	4,064	1,500	1,500	1,500	1,500
Subtotal		30,798	48,667	34,750	34,750	32,350	32,350

001 - General Fund
Parks and Recreation - Administration Expenses

Account Number	Description	Prior Year	Prior Year	Current Year	Budget Year	Budget Year	Budget Year
		Actual	Actual	Budget	Requested	Recommended	Approved
		FY 94/95	FY 95/96	FY 96/97	FY 97/98	FY 97/98	FY 97/98
Services & Charges							
57410-41	Professional Services		-	-			
57410-42	Communications	1,505	1,285	1,500	1,500	1,500	1,500
57410-43	Travel & Training	2,001	4,262	3,800	2,500	2,000	2,000
57410-44	Advertising	317	639	850	850	600	600
57410-45	Rentals/Leases	1,200	1,200	1,200	1,200	1,200	1,200
57410-4501	Vehicle Replacement	1,544	2,100	3,186	2,549	2,549	-
57410-47	Utilities	2,665	2,310	3,500	3,500	3,500	3,500
57410-48	Repair & Maintenance	2,241	1,005	1,600	1,600	1,600	1,600
57410-49	Miscellaneous	274	370	350	350	350	350
57410-4904	Gun Range		-	300	-	-	-
57410-4905	Haugen Rec. Area		-	4,000	-	-	-
57410-4920	Motor Pool	1,687	2,267	2,360	1,850	1,850	1,850
57410 4925	New Hire Search				6,000	6,000	6,000
Subtotal		13,434	15,437	22,646	21,899	21,149	18,600
Operations & Maintenance Subtotal		226,934	277,394	298,267	269,845	266,695	279,809
Capital Outlays							
57410-6105	Site Dev.-Sandy Beach	11,274	36,032	-	-	-	-
57410-6106	Haugen Rec. Area	2,978	934	-	-	-	-
57410-6304	Mini-Park Improv.	637		-	-	-	-
57410-64	Machinery & Equipment		4,480	1,900	-	-	-
Subtotal		14,889	41,446	1,900	-	-	-
Parks & Rec Admin Total		241,823	318,840	300,167	269,845	266,695	279,809

001 - General Fund
Parks and Recreation - Administration Expenses

Account #	Description	Narrative
57410-11	Salaries & Wages	
	Park & Rec. Director	\$48,375 1 FTE - Full-time administration of recreation, parks, pool and campground
	Facility Attendant - Gym	\$60,688 2.17FTE - three 29 hr/wk and one 20 hr/wk to staff and clean Comm.Gym
	Park & Facility Maint.	\$29,718 .75 FTE - repair and maintenance of gym, pool, and all park facilities
	Recreation Fac. Supervisor	\$18,148 .5 FTE - supervision of gym facility, staff, and programs
	Groundskeeper Assist.	\$4,897 .165 FTE - Laborer position for groundskeeping, shared between Parks & Recreation, Public Works, and Harbor
	Laborer I	\$1,273 for 100 hours of temporary, part-time ballfield maint. assistance
	College Intern	\$2,060 for 400 hr. placement to coordinate program, initiate studies, assist Director
		\$164,699
57410-12	Overtime	call-out for maint and staff pay when gym facility is open on a holiday
57410-17	Shift Differential	contractual pay differential for evening shift
57410-21	PERS	Public Employees Retirement System contribution
57410-22	Medicare	Employer's contribution @ 1.45% of gross wage
57410-23	AETNA	\$527.68/mo. @ 100%, \$395.77/mo. @ PT 75%, \$263.86/mo. @ PT 50%
57410-24	Life Insurance	\$15.12/yr. per covered employee
57410-25	Worker's Comp.	6.59% of gross wage for all employees except Director @ 2.67%
57410-26	ESD	1% of gross wage for all employees
57410-27	FICA	6.2% for all probationary, temporary or less than 15hrs/wk employees
57410-31	Office Supplies	Copier toner, copy paper, pens, pencils, notebooks, etc.
57410-32	Operating Supplies	Cleaning supplies, paper towels, toilet paper, garbage bags, etc
57410-3201	Safety Supplies	Gloves, earplugs, goggles, MSDS supplies, etc.
57410-3203	Special Recreation	Funds for programs, special events, league expenses (offset by revenues)
57410-3220	Op. Supplies-Parks	Field chalk, garbage bags, TP, soap, cleaning supplies, etc.
57410-33	Maintenance Supplies	Filters, lightbulbs, floor refinishing, major/minor replacement
57410-3320	Maint. Supplies-Parks	Paint, lightbulbs, landscaping materials, equipment & facility maintenance
57410-34	Sm Tools/Equipment	Balls, nets, cleaning equipment, office needs, signage, etc.
57410-3420	Sm Tools/Equip-Parks	Picnic tables, benches, field liner, brooms, rakes, etc. equipment

001 - General Fund
Parks and Recreation - Administration Expenses

Account #	Description	Narrative
57410-41	Professional Services	Contracted services
57410-42	Communications	Telephone and mail
57410-43	Travel & Training	Dir. & Rec. Supervisor travel to ARPA Conference, First Aid & CPR staff training
57410-44	Advertising & Printing	Legal ads, job ads, gym passes, program promotion
57410-45	Rentals/Leases	Director car allowance
57410-4501	Vehicle Replacement	Dept. Pick-up replacement rate only
57410-47	Utilities	Garbage collection, sewer, water, electricity for park facilities
57410-48	Repair & Maintenance	Contract repair, copier maintenance
57410-49	Miscellaneous	Dues, subscriptions (i.e. NRPA, ARPA dues)
57410-4920	Motor Pool	Vehicle O. & M.

001 - General Fund
Parks and Recreation - Pool Expenses

Program Description					
The Parks & Recreation Department is responsible for the maintenance of the Melvin Roundtree Memorial Swimming Pool and for all public use operations.					
Goals					
The goal of the department is to provide a safe and well-maintained facility for the health and enjoyment of the community and offer a wide variety of programs to meet as many of the needs of the community as possible.					
Objectives					
To continue to upgrade the existing facility. To increase the number of trained staff available for lifeguard positions and continue to support the importance of ongoing inservice training and independent safety audits.					
Performance Indicators					
	Actual FY 94-95	Actual FY 95-96	Actual 7/1-12/31/96	Projected FY 96/97	Projected FY 97-98
Swimming Pool Participation					
Community use	12,781	13,423	7,575	13,500	13,500
Swim Club use	12,985	11,875	5,435	12,000	12,000
School use	40,371	36,387	13,965	37,000	37,000
TOTALS	66,137	61,685	26,975	62,500	62,500

001 - General Fund
Parks and Recreation - Pool Expenses

Expenditures	Prior Year Actual FY 95/96	Current Year Budget FY 96/97	Year To Date 12/31/96	Proposed Budget FY 97/98
Salaries & Wages	58,072	72,317	33,841	73,390
Employee Benefits	14,456	18,150	9,394	18,090
Supplies	11,522	8,750	6,845	8,700
Services & Charges	4,722	4,650	2,790	4,650
Capital Outlay	-	1,850	975	-
Total Expenditures	88,772	105,717	53,845	104,830

Significant Budget Changes

None

Capital Outlay

None

001 - General Fund
Parks and Recreation - Pool Expenses

Account Number	Description	Prior Year Actual FY 94/95	Prior Year Actual FY 95/96	Current Year Budget FY 96/97	Budget Year Requested FY 97/98	Budget Year Recommended FY 97/98	Budget Year Approved FY 97/98
Salaries & Wages							
57420-11	Salaries	47,553	56,047	68,747	69,820	69,820	69,820
57420-12	Overtime	666	628	1,000	1,000	1,000	1,000
57420-17	Shift Differential	1,237	1,397	2,570	2,570	2,570	2,570
Subtotal		49,456	58,072	72,317	73,390	73,390	73,390
Personnel Benefits							
57420-21	PERS	4,320	4,090	4,029	3,960	3,960	3,960
57420-22	Medicare	835	840	1,023	1,063	1,063	1,063
57420-23	Aetna	3,881	3,332	4,318	4,749	4,749	4,749
57420-24	Life Insurance	9	8	12	12	12	12
57420-25	Worker's Comp	4,395	3,755	5,480	4,831	4,831	4,831
57420-26	ESD	576	579	704	734	734	734
57420-27	FICA	1,924	1,852	2,584	2,741	2,741	2,741
Subtotal		15,940	14,456	18,150	18,090	18,090	18,090
Supplies							
57420-31	Office Supplies	100	152	250	250	200	200
57420-32	Operating Supplies	3,919	4,550	3,500	3,500	3,500	3,500
57420-33	Maintenance Supplies	3,623	5,798	4,000	4,000	4,000	4,000
57420-34	Sm Tools/Equipment	864	1,022	1,000	1,000	1,000	1,000
Subtotal		8,506	11,522	8,750	8,750	8,700	8,700
Services & Charges							
57420-41	Professional Services		-	1,000	1,000	1,000	1,000
57420-42	Communications	583	670	650	650	650	650
57420-43	Travel & Training	740	1,732	800	800	800	800
57420-44	Advertising & Printing	184	65	200	200	200	200

001 - General Fund
Parks and Recreation - Pool Expenses

Account Number	Description	Prior Year	Prior Year	Current Year	Budget Year	Budget Year	Budget Year
		Actual FY 94/95	Actual FY 95/96	Budget FY 96/97	Requested FY 97/98	Recommended FY 97/98	Approved FY 97/98
57420-48	Repair & Maintenance	2,858	1,610	1,000	1,000	1,000	1,000
57420-49	Miscellaneous	750	645	1,000	1,000	1,000	1,000
Subtotal		5,115	4,722	4,650	4,650	4,650	4,650
Operations & Maintenance Subtotal		79,017	88,773	103,867	104,880	104,830	104,830
Capital Outlays							
57420-64	Machinery & Equipmen	-	-	1,850	-	-	-
Subtotal		-	-	1,850	-	-	-
Parks & Rec Pool Total		79,017	88,773	105,717	104,880	104,830	104,830

001 - General Fund
Parks and Recreation - Pool Expenses

Account #	Description	Narrative
57420-11	Salaries & Wages	
	Lifeguard II	\$ 19,917 .87 FTE - up to five permanent, part-time (1809 hours annual total)
	Lifeguard I	\$12,904 .7 FTE - up to five permanent, part-time (1445 hours annual total)
	Cashier	\$8,945 .65 FTE - up to three permanent, part-time (1345 hours annual total)
	Recreation Fac. Supervisor	\$18,148 .5 FTE - supervision of pool facility, staff, and programs
	Park & Facility Maint.	\$9,906 .25 FTE - repair and maintenance of gym, pool, and all park facilities
		\$69,820
57420-12	Overtime	Call-out for maint. and staff pay when pool facility is open on a holiday
57420-13	Shift Differential	Contractual pay differential for evening shift
57420-21	PERS	Public Employees Retirement System contribution
57420-22	Medicare	Employer's contribution @ 1.45% of gross wage
57420-23	AETNA	\$527.68/mo. @ 100%, \$395.77/mo. @ 75%, \$263.86/mo. @ 50%
57420-24	Life Insurance	\$15.12/yr. per covered employee
57420-25	Worker's Comp	6.59% of gross wage
57420-26	ESD	1% of gross wage for all employees
57420-27	FICA	6.2% for all probationary, temporary or less than 15hrs/wk employees
57420-31	Office Supplies	Copier toner, copy paper, pens, pencils, notebooks, etc.
57420-32	Operating Supplies	Pool chemicals, test kits, gas chlorine, cleaning supplies, paper products
57420-33	Maintenance Supplies	Filters, light bulbs, major/minor replacement
57420-34	Sm tools/Equipment	Water test equipment, kickboards, safety signs
57420-41	Professional Services	Water sample tests at Psg. Medical Center (ADEC requirement)
57420-42	Communications	Telephone, chlorine leak auto-dialer, and mail
57420-43	Travel & Training	Lifeguard licensing, First Aid/CPR staff training
57420-44	Advertising & Printing	Legal ads, job ads, pool passes, program promotion
57420-48	Repair & Maintenance	Contract repair; sprinkler/fire inspection alarm system
57420-49	Miscellaneous	Ellis & Assoc. annual client fee, two annual safety audits

001 - General Fund
Parks and Recreation - Tent City Campground Expenses

Program Description
The Parks & Recreation Department is responsible for the operation and maintenance of the Tent City Campground
Goals
To provide a safe and affordable resident camping facility for transient workers
Objectives
To continue to upgrade the facility by improving main shelter area, and repairing/replacing tent pads and boardwalk To provide consistent management enforcement of rules and regulations
Performance Indicators
Operating expenses continue to balance with revenue.

001 - General Fund
Parks and Recreation - Tent City Campground Expenses

Expenditures	Prior Year Actual FY 95/96	Current Year Budget FY 96/97	Year To Date 12/31/96	Proposed Budget FY 97/98
Salaries & Wages	24,316	21,826	15,638	21,008
Employee Benefits	7,361	8,303	4,807	8,170
Supplies	2,830	2,600	674	2,350
Services & Charges	6,075	8,550	3,459	8,350
Capital Outlay	-	5,000	-	-
Total Expenditures	40,582	46,279	24,578	39,878

Significant Budget Changes

Reduction in overtime.

Capital Outlay

None.

001 - General Fund
Parks and Recreation - Tent City Campground Expenses

Account Number	Description	Prior Year Actual FY 94/95	Prior Year Actual FY 95/96	Current Year Budget FY 96/97	Budget Year Requested FY 97/98	Budget Year Recommended FY 97/98	Budget Year Approved FY 97/98
Salaries & Wages							
57430-11	Salaries	15,526	16,688	16,406	16,588	16,588	16,588
57430-12	Overtime	4,945	7,310	5,000	4,000	4,000	4,000
57430-17	Shift Differential	234	318	420	420	420	420
Subtotal		20,705	24,316	21,826	21,008	21,008	21,008
Personnel Benefits							
57430-21	PERS	3,464	3,433	3,053	2,998	2,998	2,998
57430-22	Medicare	319	357	316	319	319	319
57430-23	Aetna	2,059	2,059	2,878	3,166	3,166	3,166
57430-24	Life Insurance	6	6	16	16	16	16
57430-25	Worker's Comp	1,185	1,152	1,672	1,451	1,451	1,451
57430-26	ESD	214	243	218	220	220	220
57430-27	FICA		111	150	-	-	-
Subtotal		7,247	7,361	8,303	8,170	8,170	8,170
Supplies							
57430-31	Office Supplies	135	92	100	100	100	100
57430-32	Operating Supplies	2,138	1,709	1,500	1,500	1,500	1,500
57430-33	Maintenance Supplies	859	732	750	500	500	500
57430-34	Sm Tools/Equipment	132	297	250	250	250	250
Subtotal		3,264	2,830	2,600	2,350	2,350	2,350
Services & Charges							
57430-44	Advertising & Printing			50	-	-	-
57430-45	Rentals/Leases	600	350	600	600	600	600

001 - General Fund
Parks and Recreation - Tent City Campground Expenses

Account Number	Description	Prior Year	Prior Year	Current Year	Budget Year	Budget Year	Budget Year
		Actual	Actual	Budget	Requested	Recommended	Approved
		FY 94/95	FY 95/96	FY 96/97	FY 97/98	FY 97/98	FY 97/98
57430-47	Utilities	5,269	5,725	7,500	7,500	7,500	7,500
57430-48	Repair & Maintenance	481	-	400	250	250	250
Subtotal		6,350	6,075	8,550	8,350	8,350	8,350
Operations & Maintenance Subtotal		37,566	40,582	41,279	39,878	39,878	39,878
Capital Outlays							
57430-6105	Site Development	5,000	-	5,000	-	-	-
Subtotal		5,000	-	5,000	-	-	-
Parks & Rec Tent City Total		42,566	40,582	46,279	39,878	39,878	39,878
PARKS & RECREATION SUBTOTAL		241,823	318,840	300,167	269,845	266,695	276,624
SWIMMING POOL SUBTOTAL		79,017	88,773	105,717	104,880	104,830	104,830
TENT CITY CAMPGROUND SUBTOTAL		42,566	40,582	46,279	39,878	39,878	39,878
PARKS & RECREATION TOTAL		363,406	448,194	452,163	414,603	411,403	421,332

001 - General Fund
Parks and Recreation - Tent City Campground Expenses

Account #	Description	Narrative
57430-11	Salaries & Wages Campground Manager	\$16,588 .5 FTE - 6 month, seasonal, full-time position
57430-12	Overtime	Seven day a week supervision of campground by manager requires overtime to check camp on "weekend" days
57430-17	Shift Differential	Contractual pay differential for evening shift
57430-21	PERS	Public Employees Retirement System contribution
57430-22	Medicare	Employer's contribution @ 1.45% of gross wage
57430-23	AETNA	\$527.68/month @ 100% (full-time)
57430-24	Life Insurance	\$15.12/yr. per covered employee
57430-25	Worker's Comp	6.59% of gross wage
57430-26	ESD	1% of gross wage
57430-27	FICA	6.2% for temporary workers during manager leave
57430-31	Office Supplies	Receipt books, paper, pens, etc
57430-32	Operating Supplies	Toilet paper, cleaning supplies, firewood
57430-33	Maintenance Supplies	Light bulbs, paint, major/minor replacement
57430-34	Sm Tools/Equipment	Woodchopping tools, trash cans, rakes, brooms, etc
57430-44	Advertising & Printing	Job ads, notices, etc
57430-45	Rentals/Leases	Car allowance for manager
57430-47	Utilities	Electricity for lights and water heater, water, sewer, garbage
57430-48	Repair & Maintenance	Contract repair; electrical, plumbing etc.

001 - General Fund
Non-Departmental Expenses

Program Description

This budget provides funding for general, city-wide support functions which are not solely applicable to any specific department. The Non-Departmental budget also includes funding through inter-fund transfer for maintenance projects in various city departments and for general fund support for capital projects.

001 - General Fund
Non-Departmental Expenses

Expenditures	Prior Year Actual FY 95/96	Current Year Budget FY 96/97	Year To Date 12/31/96	Proposed Budget FY 97/98
Personnel	3,607	3,500	956	3,500
Supplies	7,854	8,500	2,997	8,000
Services and Charges	170,617	188,196	157,982	192,800
Interfund Transfers	96,663	771,892	187,358	663,592
Expenditures Subtotal	278,741	972,088	349,293	867,892
Capital Projects	865,100	210,500	-	2,425,823
Total Expenditures	1,143,841	1,182,588	349,293	3,293,715

Significant Budget Changes

Capital Outlays

001 - General Fund
Non-Departmental Expenses

Account		Prior Year	Prior Year	Current Year	Budget Year	Budget Year	Budget Year
Number	Description	Actual	Actual	Budget	Requested	Recommended	Approved
		FY 94/95	FY 95/96	FY 96/97	FY 97/98	FY 97/98	FY 97/98
Personnel							
57610 19 01	Safety/Incentive Program	3,631	3,401	3,500	3,500	3,500	3,500
Subtotal		3,631	3,401	3,500	3,500	3,500	3,500
Personnel Benefits							
57610 21	PERS	(27)	11	-	-	-	-
57610 27	FICA		195	-	-	-	-
Subtotal		(27)	206	-	-	-	-
Personnel Subtotal		3,604	3,607	3,500	3,500	3,500	3,500
Supplies							
57610 31	Office Supplies	2,095	200	1,000	500	700	700
57610 32	Operating Supplies	6,854	6,786	7,000	6,000	6,800	6,800
57610 34	Small Tools/Equipment	163	868	500	500	500	500
Subtotal		9,112	7,854	8,500	7,000	8,000	8,000
Services & Charges							
57610 41	Professional Services	16,286	17,397	25,000	25,000	25,000	25,000
57610 4107	Alcohol and Drug Testing		7,306	10,000	10,000	10,000	10,000
57610 42	Communications	205	239	300	300	300	300
57610 43	Travel & Training		785	1,000	-	500	500
57610 44	Advertising & Printing	206	108	500	-	-	-
57610 45	Rentals/Leases	208	280	500	500	500	500
5761- 46	Insurance/Property	37,075	39,385	40,083	36,000	36,000	36,000
57610 4601	Insurance/Liability	40,182	60,688	60,213	69,000	69,000	69,000
57610 4604	Errors/Omissions	8,400	3,761	8,500	8,500	8,500	8,500
57610 4605	Bonds	1,500	1,500	1,600	1,600	1,600	1,600
57610 4606	Brokers Fee	18,953	18,780	19,000	21,000	18,900	18,900
57610 47	Utilities	13,982	16,845	16,000	18,000	18,000	18,000
57610 48	Repairs/Maintenance	844	3,332	5,000	5,000	4,000	4,000
57610 49	Miscellaneous	811	93	500	500	500	500

001 - General Fund
Non-Departmental Expenses

Account Number	Description	Prior Year Actual FY 94/95	Prior Year Actual FY 95/96	Current Year Budget FY 96/97	Budget Year Requested FY 97/98	Budget Year Recommended FY 97/98	Budget Year Approved FY 97/98
57610 4904	Target Range	989	118	-			
Subtotal		139,641	170,617	188,196	195,400	192,800	192,800
Operations Subtotal		152,357	182,078	200,196	205,900	204,300	204,300
Interfund Transfers							
59710 01	General Fund	300,718	-	-	-	-	-
59710 03	Debt Service	956,782	0	637,827	636,370	636,370	636,370
59710 55	Port Authority	5,000					
59710 57	Elderly Housing Fund	21,569	13,200	16,000	-	-	-
59710 57	Senior Center	3,000	3,000	3,000	-	-	-
59710 58	Motor Pool		15,087	-	-	-	-
59710 58 01	Building Maintenance	120,632	63,026	77,565	-	-	-
59710 59 08	Geographic Information Systems		2,350	37,500	27,222	27,222	27,222
Subtotal		1,407,701	96,663	771,892	663,592	663,592	663,592
Interfund Transfers/Capital Projects							
58710 54	Sanitation Fund-Baler		220,000	-	-	-	-
59710 06	Cap.Proj./Scow Bay Water		145,100	47,000			
59710 06	Cap.Proj./Hospital Complex Streets			113,500			
59710 06	Cap.Proj./Paving Project			20,000			
59710 06	Cap.Proj./Scow Bay Fire Additions			30,000			
59710 06	Cap. Proj./ Cabin Creek		500,000		2,295,823	2,295,823	2,295,823
59710 06	Cap. Proj./ Middle School Roof Repair						130,000
Subtotal		-	865,100	210,500	2,295,823	2,295,823	2,425,823
Non-Departmental Total		1,560,058	1,143,841	1,182,588	3,165,315	3,163,715	3,293,715

001 - General Fund Non-Departmental Expenses

Account #	Description	Narrative
57610 1901	Personnel	Safety/Incentive Program
57610 21	PERS	State Public Employees Retirement System
57610 27	FICA	Social Security Contribution
57610 31	Office Supplies	Main copier supplies
57610 32	Operating Supplies	Municipal building heating fuel
57610 34	Small Tools/Equipment	Miscellaneous small tools/equipment
57610 41	Professional Services	Municipal building janitorial services
57610 4107	Drug Testing	Mandatory drug testing
57610 42	Communications	Emergency telephone in municipal building elevator
57610 43	Travel & Training	Local training and materials
57610 44	Advertising & Printing	Unanticipated expenses
57610 45	Rentals/Leases	Lease of parking space/PFI
57610 46	Insurance/Property	Includes computer hardware, software, valuable papers, impound lot, boilers
57610 4601	Insurance/Liability	General liability, ambulance malpractice, jail, volunteer firemen's accident
57610 4604	Errors/Omissions	Public officials liability
57610 4605	Bonds	Treasurer fidelity bond
57610 4606	Broker's Fee	Insurance management
57610 47	Utilities	Municipal building water, sewer, electric and refuse)
57610 48	Repairs/Maintenance	Main copier repair and maintenance
57610 49	Miscellaneous	Unanticipated expenses
57610 4904	Target Range	Operations grant
58710 52	Water Fund	Cabin Creek Water Reservoir
58710 54	Sanitation Fund	Solid Waste Baler
59710 01	General Fund	Operations
59710 03	Debt Service	General Obligation bond payments
58710 52	Water Fund	Scow Bay Water Project
59710 57	Elderly Housing Fund	Building maintenance projects
59710 57	Senior Center	Operations
59710 58	Motor Pool	Sidewalk snow blower
59710 5801	Building Maintenance	Building maintenance projects
59610 5908	Geographic Information Systems	City wide mapping system
59710 0608	Capital Projects	Scow Bay Water Project
59710 0603	Capital Projects	Hospital Complex Streets Improvements
59710 0619	Capital Projects	Paving Project
59710 0629	Capital Projects	Scow Bay Fire Hall Substation Additions
58710 0672	Capital Projects	Cabin Creek Water Reservoir
58710 0631	Capital Projects	Middle School Roof Repair

401 - Enterprise Fund
Electric Utility

Program Description
The electric utility is responsible for the establishment of reliable electric service to the community at a reasonable rate. The electric utility operates and maintains a hydro project at Blind Slough, diesel generation plant and a electrical distribution system.
Goals
To provide the safest, most cost-effective electrical service to our customers. Complete the Divestiture negotiations between the State of Alaska and 4-Dam purchasers. Investigate with TBPC other alternate sources of generation for the Petersburg/Wrangell area. Implement 20-Yr. plan per Mayor & Council direction, to increase generation to meet current and future needs. Implement interruptable electrical sales with Petersburg Schools.
Objectives
Continue to upgrade the electrical distribution system to 24940/14400V Continue to train employees to meet other agency's requirements. Continue to work towards keeping the wholesale and retail power rate reasonable. Continue to work for reliable power from the Tyee Project, thru the Project Management Committee.
Performance Indicators
Employee quarterly safety training per Intergrity Services Proposal Continue the 10 year process of the major relicensing Crystal Lake Dam Project FERC #201, Sign contract with Petersburg Schools to implement the fuel displacement rate. Upgrade PMP&L distribution to 24,900v . Revenue Bond election, 10/97 for the 20-Year plan per Mayor & Council Direction.

401 - Enterprise Fund
Electric Utility Revenues and Expenditures

	Prior Year Actual FY 95/96	Current Year Budget FY 96/97	Year To Date 12/31/96	Proposed Budget FY 97/98
Revenues				
Charges for Services	3,732,334	3,382,324	1,949,876	3,558,324
Miscellaneous Revenues	222,956	82,500	80,178	87,500
Total Revenues	3,955,290	3,464,824	2,030,054	3,645,824
Expenditures				
Salaries & Wages	511,528	642,198	340,170	692,391
Employee Benefits	97,196	175,496	80,465	180,524
Supplies	190,401	287,800	77,638	929,800
Services & Charges	287,460	371,549	212,284	392,880
Power Purchase	1,841,170	1,510,000	895,269	1,158,000
Debt Service	26,532	66,302	14,527	66,000
Capital Outlays	214,094	186,500	33,790	142,000
Expenditures Subtotal	3,168,381	3,239,845	1,654,142	3,561,595
Interfund Transfers	416,735	514,900	90,580	195,852
Total Expenditures	3,585,115	3,754,745	1,744,722	3,757,447
Current Revenues	3,955,290	3,464,824	2,030,054	3,645,824
Current Expenditures	3,168,381	3,239,845	1,654,142	3,561,595
Transfers in or (out)	(416,735)	(514,900)	(90,580)	(195,852)
Net Gain or Loss	370,175	-289,921	285,332	-111,623
Beginning Cash Reserve	2,168,998	2,539,172	2,539,172	2,249,251
Ending Cash Reserve	2,539,173	2,249,251	2,824,504	2,137,628

Significant Budget Changes

Anticipated diesel generation of 135 days in FY98 due to Tye Transmission Line Repair

401 - Enterprise Funds
Electric Utility Revenues

Account #	Description	Prior Year	Prior Year	Current Year	Budget Year	Budget Year	Budget Year
		Actual	Actual	Budget	Requested	Recommended	Approved
		FY 94/95	FY 95/96	FY 96/97	FY 97/98	FY 97/98	FY 97/98
Utility Services							
32200 04	Dept. of Energy	-	4,080	0	0	0	0
32200 11	Electrical Permits	910	2,859	1,000	1,000	1,000	1,000
34411 10	Residential Sales	1,113,490	1,205,427	1,115,000	1,200,000	1,200,000	1,200,000
34411 20	Commercial Sales	549,358	574,696	550,000	550,000	550,000	550,000
34411 30	Industrial Sales	1,398,300	1,573,628	1,400,000	1,500,000	1,500,000	1,500,000
34411 40	Local Street Lighting	38,583	38,583	38,500	38,500	38,500	38,500
34411 60	Tyee Adjustment Chgs	204,272	156,935	126,000	112,000	112,000	112,000
34411 70	State Street Lighting	17,008	17,000	17,850	17,850	17,850	17,850
34411 80	Harbor Sales	117,495	130,320	115,000	120,000	120,000	120,000
34412 30	Electrical Connect Fee	36,614	15,171	5,000	5,000	5,000	5,000
34412 40	Pole Rental	13,872	13,384	13,874	13,874	13,874	13,874
34412 50	Other Utility Revenues	50	251	100	100	100	100
Services Subtotal		3,489,952	3,732,334	3,382,324	3,558,324	3,558,324	3,558,324
Miscellaneous Revenue							
34413	Utility Contract Work	9,818	72,082	5,000	5,000	5,000	5,000
36600 10	Interest Earned	118,162	136,799	75,000	75,000	75,000	75,000
36000 51	A/R Service Chgs.		9,165	0	5,000	5,000	5,000
36000 90	Miscellaneous Rev.	2,606	4,910	2,500	2,500	2,500	2,500
Miscellaneous Revenue		130,586	222,956	82,500	87,500	87,500	87,500
Current Revenues Total		3,620,538	3,955,290	3,464,824	3,645,824	3,645,824	3,645,824

401 - Enterprise Fund
Electric Utility Expenditures

Account Number	Description	Prior Actual FY 94/95	Prior Actual FY 95/96	Current Year Budget FY 96/97	Budget Year Requested FY 97/98	Budget Year Recommended FY 97/98	Budget Year Approved FY 97/98
Salaries & Wages							
50110 11	Salaries	616,481	473,425	596,091	632,833	632,833	632,833
50110 12	Overtime	10,719	37,934	46,007	58,058	58,058	58,058
50110 17	Shift Differential		169	100	1,500	1,500	1,500
Subtotal		627,200	511,528	642,198	692,391	692,391	692,391
Personnel Benefits							
50110 2100	PERS	100,185	88,781	89,830	90,480	90,480	90,480
50110 2200	Medicare	2,585	2,248	9,310	10,018	10,018	10,018
50110 2300	Aetna	34,483	35,630	40,439	39,213	39,213	39,213
50110 2400	Life Insurance	125	111	165	165	165	165
50110 2500	Workmans Comp.	26,255	16,507	20,575	19,034	19,034	19,034
50110 26	ESC	6,479	6,201	6,452	14,705	14,705	14,705
50110 27	FICA		909	8,725	6,909	6,909	6,909
	Credit		-53,191				
Subtotal		170,112	97,196	175,496	180,524	180,524	180,524
Supplies							
50110 30	Office Supplies	7,528	7,273	9,000	9,000	8,000	8,000
50130,40	Power Production	26,500	142,974	201,000	854,500	854,500	854,500
50172-80	Power Distribution	16,295	40,155	77,800	67,300	67,300	67,300
Subtotal		50,323	190,401	287,800	930,800	929,800	929,800
Services & Charges							
50110 41	Professional Services	40,725	58,114	80,000	100,000	90,000	90,000
50110 42	Communications	5,611	5,487	7,000	7,500	7,500	7,500
50110 43	Travel & Training	16,419	7,705	20,000	30,000	20,000	20,000
50110 44	Advertising & Printing	1,875	2,553	1,500	3,000	2,000	2,000
50110 45	Vehicle Replacement	27,564	27,492	78,779	62,859	62,859	0
50110 46	Insurance-property	25,416	26,727	22,857	23,000	23,000	23,000
50110 4601	Insurance-liability	23,101	19,499	19,533	20,000	20,000	20,000
50110 47	Utilities	2,438	2,808	4,000	5,000	5,000	5,000
50110 48	Repair & Maintenance	3,740	3,033	5,000	5,000	5,000	5,000
50110 49	Miscellaneous	(516)	0	1,500	500	500	500
50110 4910	Overhead Charges	96,624	89,316	84,780	126,780	126,780	126,780
50110 4920	Motor Pool Charges-O&M	22,761	43,871	46,600	46,000	46,000	46,000
50120 40	Cust. Acct. Serv./Chgs.	6,984	7,463	0	16,000	16,000	16,000

401 - Enterprise Fund
Electric Utility Expenditures

Account Number	Description	Prior Actual FY 94/95	Prior Actual FY 95/96	Current Year Budget FY 96/97	Budget Year Requested FY 97/98	Budget Year Recommended FY 97/98	Budget Year Approved FY 97/98
50130-40 4	Power Production Srv/Chgs	31,041	17,312	0	22,500	22,500	22,500
50172-80 40	Power Distribution Srv/Chg	4,995	12,001	0	8,600	8,600	8,600
	Credit		-35,920				
Subtotal		308,778	287,460	371,549	476,739	455,739	392,880
Power Purchase Costs							
50150 5101	Power Purchase Cost	1,273,166	1,077,017	740,000	408,491	408,491	408,491
50150 5102	Wrangell/TBPC Net Billable	538,292	705,529	700,000	679,509	679,509	679,509
50150 5103	Non Billable TBPC Exp.	39,148	39,181	50,000	50,000	50,000	50,000
50150 5104	Psbg Net Billable Exp.	11,485	11,359	10,000	10,000	10,000	10,000
50150 5105	Divestiture Billable Expense		8,084	10,000	10,000	10,000	10,000
Subtotal		1,862,091	1,841,170	1,510,000	1,158,000	1,158,000	1,158,000
Debt Service							
50110 71	Principle		0	40,350	40,000	40,000	40,000
50110 72	Interest	29,374	26,532	25,952	26,000	26,000	26,000
Debt Subtotal		29,374	26,532	66,302	66,000	66,000	66,000
Operations & Maintenance Subtotal		3,047,878	2,954,287	3,053,345	3,504,454	3,482,454	3,419,595
Capital Outlays							
50110 6403	Poles, Towers, Fixtures	22,436	24,641	25,000	25,000	25,000	25,000
50110 64 04	OH Conductor, Devices	7,401	9,429	8,000	7,500	7,500	7,500
50110 6405	Urg. Conduit, Etc.	30,306	44,674	30,000	10,000	10,000	10,000
50110 6406	Urg. Conductor, Devices	10,300	32,316	30,000	10,000	10,000	10,000
50110 6407	Line Transformers	30,254	26,875	25,000	25,000	25,000	25,000
50110 6408	Services	26,984	31,108	28,000	30,000	30,000	30,000
50110 6409	Meters	31,569	14,629	10,000	5,000	5,000	5,000
50110 6412	St. Lights & Signals		0	1,000	1,000	1,000	1,000
50110 6451	Office Furniture & Equip.	7,870	16,349	5,000	20,000	16,000	16,000
50110 6454	Tools, shop & Garage	3,959	9,414	7,000	5,000	5,000	5,000
50110 6455	Laboratory Equipment	2,935	3,001	15,000	5,000	5,000	5,000
50110 6457	Communication Equipment		1,658	2,500	2,500	2,500	2,500
Capital Outlays Subtotal		174,014	214,094	186,500	146,000	142,000	142,000
Interfund Transfers							
50110 6316	South Harbor Upgrade		0	229,800	0	0	0

401 - Enterprise Fund
Electric Utility Expenditures

Account Number	Description	Prior Actual FY 94/95	Prior Actual FY 95/96	Current Year Budget FY 96/97	Budget Year Requested FY 97/98	Budget Year Recommended FY 97/98	Budget Year Approved FY 97/98
50110 6543	Diesel Radiators	12,177	12,223	0	0	0	0
59710 0662	Auto Load Control		222	0	23,704	33,137	33,137
50110 6563	Cystal Lake Pump-Back		202,673	0	0	0	0
59710 0673	24.9KV Line Upgrade		184,240	124,829	281,930	149,437	149,437
59710 0673	Equip. Storage Building		0	43,875	0	0	0
50110 6585	Hammer Slough Rebuild		3,602	0	0	0	0
59710 58	Oper Trans-Out Motor Pool		3,343	0	0	0	0
59710 5908	Oper Trans-Out Gis Map Fd	3,300	10,432	116,396	13,278	13,278	13,278
Subtotal		15,477	416,735	514,900	318,912	195,852	195,852
Expenditures Total		3,237,369	3,585,115	3,754,745	3,969,366	3,820,306	3,757,447

401 - Electric Fund
Expense Narrative

Account #	Description	Narrative
Salaries & Wages		
50110 11	Salaries & Wages	
	Superintendent	71,713
	Line Foreman	65,624
	Lineman - 3	174,658
	Groundman/operator	46,963
	Electrician/operator	63,232
	Mechanic/operator	53,893
	Office mgr	57,450
	Meter Reader	33,862
	Supt.sec./Service represent.	38,865
	Temp. Labor	26,573
		632,833
50110 12	Overtime	PMP&L overtime budgeted 5% of admin.(2), 10% outside crews (4), 15% operators(4)
50110 17	Shift differential	Shift differential pay for operators during scheduled generation activities- 135 days
Personnel Benefits		
50110 2100	PERS	Public Employees Retirement System contribution
50110 2200	Medicare	Medicare Contribution, 1.45% of gross wages
50110 2300	AETNA	Health insurance contribution, per Personnel Officer
50110 2400	Life Insurance	Life insurance \$15.12 per employee
50110 2500	Workmans Comp.	Workmans compensation contribution, 3.38%, .58%-office employees
50110 2600	ESD	State unemployment contribution, 1% of gross wages
50110 2700	FICA	Social Security contribution, 6.2%
Supplies		
50110 30	Office Supplies	Paper, pens, forms, copy paper, computer disks, cleaning supplies, batteries, backup tapes
50130.40	Power Production Supplies	Hydro, Diesel Plant supplies, Diesel Fuel -135 days, cat mufflers, fan in valve house, railing at dam site.
50172-80	Power Distribution Supplies	Distribution Line & Plant O&M supplies, ladders, lumber. safety supplies, rain gear, nuts & bolts
Services & Charges		
50110 41	Professional Services	Professional Services, audit, surveyors and engineering services, attorney fees, ferc relicensing.
50110 42	Communications	Communication, telephone and mailing expenses, alaskanet, cell phone charges.
50110 43	Travel & Training	Ruralite Services, Integrity Technical Service quarterly OSHA & Safety Meetings, computer training
50110 44	Advertising & Printing	Printing & Advertising, legal advertising, public service ads.
50110 45	Vehicle Replacement	Vehicle replacement cost (submitted by motor pool).

401 - Electric Fund
Expense Narrative

Account #	Description	Narrative
50110 46	Insurance-property	Property Insurance costs for the Electric Utility.
50110 4601	Insurance-liability	Liability Insurance cost for the Electric Utility, including Crystal Lake dam
50110 47	Utilities	Utilities, water, sewer and garbage costs for the electric utility..
50110 48	Repair & Maintenance	Maintenance & service contracts with Radix and Xerox.
50110 49	Miscellaneous	Miscellaneous Expenses, street decorations and supplies.
50110 4910	Overhead Charges	Indirect costs
50110 4920	Motor Pool Charges-O&M	Motor pool O&M, costs of insurance, gas, oil, parts, freight.
50120 40	Cust. Acct. Serv./Chgs.	Billing Program modifications by CWS, stopped customer billing, mom-radix interface
50130,40 40	Power Production Srv/Chgs	Blind Slough Hydro-land fees, communication rentals, FERC inspections, dam survey, demurrage, flights to crystal air quality permit fees, diesel engine emmission fees, oil & anti-freeze sample tests.
50172-80 40	Power Distribution Srv/Chg	Cert. of fitness, cdl renewals, technical assistance, special use permit fees, customer equip damaged by power ma
Power Purchase Costs		
50150 5101	Power Purchase Cost	Tyee purchase less net billable expenses, 17,000mwh purchased at \$.064- Tyee Net Billable exps.
50150 5102	Wrangell/TBPC Net Billable	Tyee net billable Thomas Bay Comm. O&M expenses, 1/2 OF TBPC budgeted o&m costs
50150 5103	Non Billable TBPC Exp.	Thomas Bay Commission non billable O&M expenses, shared with Wrangell.
50150 5104	Psbg Net Billable Exp.	PMP&L net billable expenses
50150 5105	Divestiture Billable Expense	Divestiture Expenses net billable
Capital Outlays		
50110 6403	Poles, Towers, Fixtures	Poles, towers & fixtures, anchors, guys, guards, plates, brackets, guy wire.
50110 6404	OH Conductor, Devices	Overhead conductors and devices, circuit breakers, insulators.
50110 6405	Urg. Conduit, Etc.	Underground conduit, concrete, pvc conduit, excavation, vaults .
50110 6406	Urg. Conductor, Devices	Underground conductors & devices, submarine cable, switches, 24.9 cable .
50110 6407	Line Transformers	Line Transformers, fuse holders, lighting arresters, capacitors.
50110 6408	Services	Services, brackets, cables, and wire, conduit insulators, conduit, for service
50110 6409	Meters	Meters, watt-hour meters, limiting devices, instrument transformers, switches.
50110 6412	St. Lights & Signals	Street lighting and signal system, cable vaults, lamp equipment, foundations
50110 6451	Office Furniture & Equip.	Radix ums for windows, fw handheld computers
50110 6454	Tools, shop & Garage	Shop and garage tools and equipment, chargers, air compressor, sand blaster,
50110 6455	Laboratory Equipment	Laboratory Equipment, 3 phase meter testing equipment, voltage & frequency recorder
50110 6457	Communication Equipment	Cables, upstairs base radio.
Debt Service		
50110 71	Principle	Note payable to State of Alaska, final payment 2005., Crystal Lake Dam upgrade
50110 72	Interest	Interest payable on above note to Alaska

401 - Electric Fund
Expense Narrative

Account #	Description	Narrative
301.16	South Harbor Upgrade Diesel Radiators	
301.62	Auto Load Control Cystal Lake Pump-Back	Automate the distribution reclosers, psg. sub. reclosers with PMP&L scada system
301.73	24.9KV Line Upgrade	Change out of the 2400/v distribution system to 24,940/14400v system
301.80	Equip. Storage Building Hammer Slough Upgrade	
Interfund Transfers		
59710 01	Oper Trans-Out Cap Cons Fd	Funds transfered to Capital Projects Fund 301, 24.9 Line rebuild, Auto Load
59710 58	Oper Trans-Out Motor Pool	Funds transfered to General Fund for PMP&L vehicle replacement
59710 5908	Oper Trans-Out Gis Map Fd	Funds transferred to Gen Fd for the City Mapping Project, \$71,000 to be amortized to other depts..

Program Description		
<p>The purpose of the Water Fund is to provide accounting for costs associated with the collection, treatment and distribution of potable water to the community.</p> <p>The Water Utility operates and maintains the reservoir, dam, treatment plant and distribution system.</p> <p>The Water Department also install new services, maintains meters and monitors water quality parameters.</p>		
Goals		
<p>To provide both the residential and industrial community with an adequate supply of water which meets or exceeds water quality standards at rates which allow the utility to operate within acceptable financial parameters.</p>		
Objectives		
<p>Remove or abandon in place asbestos concrete pipelines Comply with State and Federal water quality requirements. Upgrade water main from 4th & Haugen to Ira II, Ira II 4th & 5th Maintenance items include meter replacements and various service box replacement city wide.</p>		
Performance Indicators		
	Actual FY 97	Projected FY 98
EPA/DEC Drinking Water Criteria met	Yes	Yes
Water Loss, %	21% Estimate	<10%
Staffed w/certified personnel	Yes	Yes
Asbestos/concrete pipe replaced or abandoned (ft.)	502	
Objectives met for previous fiscal year	No	

402 Enterprise Fund
Water Utility Revenues and Expenditures

	Prior Year Actual FY 95/96	Current Year Budget FY 96/97	Year To Date 12/31/96	Proposed Budget FY 97/98
Revenues				
Charges for Services	496,100	515,920	272,568	520,488
Miscellaneous Revenues	64,663	9,500	20,468	8,250
Total Revenues	560,763	525,420	293,036	528,738
Expenditures				
Salaries & Wages	174,214	177,125	97,659	134,538
Employee Benefits	53,968	51,240	25,326	41,696
Supplies	192,768	106,125	71,128	105,350
Services & Charges	104,030	81,595	59,875	119,182
Capital Outlays	63,876	91,029	66,125	90,450
Expenditures Subtotal	588,858	507,114	320,113	491,216
Interfund Transfers	20,926	35,800	9,021	10,000
Total Expenditures	609,783	542,914	329,134	501,216

Current Revenues	560,763	525,420	293,036	528,738
Current Expenditures	588,858	507,114	320,113	491,216
Transfers in or (out)	(20,926)	(35,800)	(9,021)	(10,000)
Net Gain or Loss	(49,020)	(17,494)	(36,098)	47,522
Beginning Cash Reserve	(28,064)	(77,084)	(77,084)	(94,578)
Ending Cash Reserve	(77,084)	(94,578)	(113,182)	(67,056)

Significant Budget Changes

Reallocation of public works director salary; elimination of meter maintenance position.

402 Enterprise Fund
Water Utility Revenues

		Prior Year Actual	Prior Year Actual	Current Year Budget	Budget Year Requested	Budget Year Recommended	Budget Year Approved
Account #	Description	FY 94/95	FY 95/96	FY 96/97	FY 97/98	FY 97/98	FY 97/98
Services							
34100 90	Miscellaneous Admin Charges	660	534	500	500	500	500
34300 90	Other Public Works Charges		32				
34411 10	Residential Sales	206,497	217,459	214,145	219,988	219,988	219,988
34411 20	Commercial Sales	217,187	278,075	301,275	305,500	300,000	300,000
Services Subtotal		424,344	496,100	515,920	525,988	520,488	520,488
Miscellaneous							
34412 30	Other Operating Revenue	4,464	3,675	2,500	2,500	2,500	2,500
34413 10	Water Delivery	7,055	5,293	2,500	3,600	3,600	3,600
36000 10	Interest Earned	43,448	55,488	4,500	2,000	2,000	2,000
36000 51	A/R Service Chg		207	-	150	150	150
36000 90	Misc Revenues	29					
Miscellaneous Subtotal		54,996	64,663	9,500	8,250	8,250	8,250
Current Revenues Total		479,340	560,763	525,420	534,238	528,738	528,738

402 Enterprise Fund
Water Utility Expenditures

Account		Prior Year	Prior Year	Current Year	Budget Year	Budget Year	Budget Year
Number	Description	Actual	Actual	Budget	Requested	Recommended	Approved
		FY 94/95	FY 95/96	FY 96/97	FY 97/98	FY 97/98	FY 97/98
Salaries & Wages							
50220 11	Regular Pay	135,911	158,471	164,839	121,460	121,460	121,460
50220 1101	P.W. Maint. Pay	10,397	75	-	-	-	-
50220 12	Overtime Pay	13,157	15,668	12,286	13,078	13,078	13,078
50220 1201	Overtime Pay	-	-	-	-	-	-
Subtotal		159,465	174,214	177,125	134,538	134,538	134,538
Personnel Benefits							
50220 2100	Pension	24,745	27,942	24,780	18,324	18,324	18,324
50220 2200	Medicare	915	1,547	2,568	1,951	1,951	1,951
50220 2300	Health Insurance	11,819	13,946	14,689	14,689	14,689	14,689
50220 2400	Life Insurance	39	41	76	60	60	60
50220 2500	Workers' Comp	5,400	6,924	6,122	3,727	3,727	3,727
50220 2600	Unempl Expense	1,609	2,127	1,771	1,345	1,345	1,345
50220 27	FICA	441	1,442	1,234	-	1,600	1,600
Subtotal		44,968	53,968	51,240	41,696	41,696	41,696
Supplies							
40220 31	Office Supplies	1,114	1,049	1,000	1,000	1,000	1,000
40220 32	Operating Supplies	100	16	500	250	250	250
40220 3201	Safety Supplies	448	793	1,534	1,925	1,000	1,000
40220 3202	Supplies - Plant	83,478	78,373	69,000	84,600	84,600	84,600
40220 33	Maintenance Supplies	19,937	51,195	25,000	10,000	10,000	10,000
40220 3301	Maint. Supp. Plant	5,408	29,355	6,591	6,200	6,200	6,200
50220 34	Small Tools/Equipment	3,863	3,349	2,500	2,300	2,300	2,300
50220 35	Inventory	3,959	28,637	-	-	-	-
Subtotal		118,307	192,768	106,125	106,275	105,350	105,350
Services & Charges							
50220 41	Professional Services	38,886	7,289	5,000	7,000	7,000	7,000
50220 4105	Other Legal Services	38	-	-	-	-	-
50220 42	Communication	2,042	2,081	2,000	2,500	2,500	2,500
50220 43	Travel & Training	4,836	4,168	3,500	3,500	3,500	3,500
50220 44	Adver/Printing	805	519	1,000	250	250	250

Water Utility Expenditures

Account Number	Description	Prior Year Actual FY 94/95	Prior Year Actual FY 95/96	Current Year Budget FY 96/97	Budget Year Requested FY 97/98	Budget Year Recommended FY 97/98	Budget Year Approved FY 97/98
50220 45	Rentals/Leases	2,422	2,340	1,700	1,500	1,500	1,500
50220 4501	Vehicle Replacement	4,550	7,488	10,957	8,766	8,766	-
50220 46	Insurance - Property	3,409	3,566	3,660	3,600	3,600	3,600
50220 4601	Insurance - Liability	1,966	715	724	838	838	838
50220 4605	Bonds	385	385	400	400	400	400
50220 47	Utilities	11,549	20,677	10,000	25,000	25,000	55,000
50220 48	Repairs & Maintenance	3,422	22,959	4,346	3,000	3,000	3,000
50220 49	Miscellaneous	616	2,237	1,000	1,000	1,000	1,000
50220 4910	Overhead Charges	19,512	19,200	21,768	32,844	32,844	32,844
50220 4918	Water Delivery	1,052	920	500	250	250	250
50220 4920	Motor Pool Charges	6,993	9,034	15,040	7,500	7,500	7,500
50220 4949	Bad Debt Account		453	-	-	-	-
Subtotal		102,483	104,030	81,595	97,948	97,948	119,182
Operations & Maintenance Subtotal		425,223	524,981	416,085	380,457	379,532	400,766
Capital Outlays							
50220 6318	Laterals			5,632			
50220 64	Machinery & Equipment	16,244	13,965	20,000	14,000	14,000	14,000
50220 6401	Other Equipment		4,456	1,897	10,000	10,000	10,000
50220 6408	Services		4,663	-	-	-	-
50220 6409	Meters	8,899	6,063	10,000	8,950	8,950	8,950
50220 6413	Water Mains		2,305	-	-	-	-
50220 6456	Plant Equipment		3,425	5,000	5,000	5,000	5,000
50220 71	Principal		-	20,000	25,000	25,000	25,000
50220 72	Interest	30,000	29,000	28,500	27,500	27,500	27,500
Subtotal		55,143	63,876	91,029	90,450	90,450	90,450
Interfund Transfers							
59710 58	Oper Trans-Out Motor Pool		9,671	12,500	-	-	-
59710 5801	Oper Trans-Out Bldg Main	63	823	8,300	-	-	-
59710 5908	Oper Trans-Out GIS Map		10,432	15,000	10,000	10,000	10,000
Subtotal		63	20,926	35,800	10,000	10,000	10,000
Total Expenditures		480,429	609,783	542,914	480,907	479,982	501,216

402 Enterprise Fund
Water Utility Narrative

Account #	Description	Narrative
		FTE
50220 11	Regular Pay	Public Works Director .25 \$16,369
		Senior Operator 1 \$46,592
		Utility Worker 1 \$41,745
		Secretary .33 \$11,634
		Vocational Education Student 1 \$5,120
		Total \$121,460
50220 12	Overtime Pay	10% of Gross Wages for Operator/Utility Worker & 5% for Secretary
50320 21	PERS	Public Employees Retirement System contribution
50320 22	Medicare	1.45% of Gross Wages
50320 23	Health Insurance	Annual per employee; figured actual
50320 24	Life Insurance	\$15.12 annual per employee
50320 25	Workers Compensation	2.77% of gross wages for maintenance personnel & .58% for secretary
50320 26	Uemployment Expense	1% of gross wages
50320 27	FICA	6.2% of gross wages for employees not eligible for PERS
50220 31	Office Supplies	Stationary, forms, invoices, local purchase orders, pens, pencils, paper, disks, computer/copier supplies and other general office supplies.
50220 32	Operating Supplies	Keys, Film and Cleaning & Supplies
50220 3201	Safety Supplies	Raingear, Gloves, Dustmask, Respirators, Coveralls and Boots
50220 3202	Supplies - Plant	Treatment Chemicals, Fuel, Laboratory Supplies
50220 33	Maint. Supplies	Pipes, Valves
50220 3301	Maint. Supplies/plnt	Valves, Lightbulbs, Switches & Relays, Oils & Grease and Bearings
50220 34	Small Tools & Equip	Grinder, Drill Bits, Batteries & Wrenches
50220 35	Inventory	Pipe & Materials
50220 41	Professional Services	Laboratory Services
50220 4105	Other Legal Services	Legal Services
50220 42	Communications	Telephone, Mail, & Courier Services
50220 43	Travel & Training	Conference Travel & Training Materials
50220 44	Advertising & Printing	Public Notices

Water Utility Narrative

Account #	Description	Narrative
50220 45	Rentals & Leases	Xerox Copier Lease
50220 4501	Vehicle Replac.	Vehicle Replacement Charges
50220 46	Insurance - Prop	Property Insurance - Based on Value
50220 4601	Insurance - Liab.	Liability Insurance
50220 4605	Bonds	FHA Bonds
50220 47	Utilities	Electricity
50220 48	Repairs & Maint.	Work Performed by outside Contractor - Electrical/Mechanical
50220 49	Miscellaneous	Dues, Fees, Subscription & Books
50220 4910	Overhead Charges	Indirect costs
50220 4918	Water Delivery	Hose Replacement Fittings
50220 4920	Motor Pool Charges	Labor, Fuel, Lub Oil, Vehicle Repairs
50220 4949	Bad Debt Account	
50220 64	Machinery & Equipment	Replacement Motors, Radio,Ph Monitors, replace overhead heaters
50220 6401	Other Equipment	Furnace Replacement
50220 6409	Meters	Utility Meters
50220 6456	Plant Equipment	SCADA Progammig and Equipment
50220 71	Principal	Debt Service Payment
50220 72	Interest	Debt Service Payment

Program Description		
<p>The purpose of the Wastewater Fund is to provide accounting for costs associated with collection, treatment and discharge of waste water for the community.</p> <p>The Wastewater Utility operates and maintains 15 pump stations, collection system, wastewater treatment facility and biosolids disposal site.</p>		
Goals		
<p>To provide the community with a safe, clean and reliable system for the collection and discharge of wastewater which meets State and Federal regulations at rates which allow the utility to operate within acceptable financial parameters.</p>		
Objectives		
<p>Continue to operate the treatment facility under 301(h) waiver rules Re-evaluate infiltration and prioritize high flows for elimination Investigate beneficial uses of wastewater biosolids Replace Wastewater collection, Sing Lee Alley Bridge</p>		
Performance Indicators		
	Actual FY 97	Projected FY 98
Meet EPA/DEC regulations	Yes	Yes
Pass EPA annual inspection	Yes	Yes
Implement use of Argus Maintenance Software	Yes	Yes
Staffed w/certified Personnel	Yes	Yes

403 Enterprise Fund
Wastewater Utility Revenues and Expenditures

	Prior Year Actual FY 95/96	Current Year Budget FY 96/97	Year To Date 12/31/96	Proposed Budget FY 97/98
Revenues				
Charges for Services	555,417	582,701	298,597	571,000
Miscellaneous Revenues	23,865	20,000	11,678	22,500
Total Revenues	579,282	602,701	310,275	593,500
Expenditures				
Salaries & Wages	160,169	144,015	80,337	130,000
Employee Benefits	44,753	41,830	21,526	41,030
Supplies	89,953	43,750	23,940	75,160
Services & Charges	159,675	189,493	87,368	150,112
Capital Outlays	92,202	58,109	71,316	57,000
Expenditures Subtotal	546,752	477,197	284,488	453,302
Interfund Transfers	13,101	15,500	7,500	10,500
Total Expenditures	559,852	492,697	291,988	463,802
Current Revenues	579,282	602,701	310,275	593,500
Current Expenditures	546,752	477,197	284,488	453,302
Transfers in or (out)	(13,101)	(15,500)	(7,500)	(10,500)
Net Gain or Loss	19,430	110,004	18,287	129,698
Beginning Cash Reserv	46,042	65,471	65,471	175,475
Ending Cash Reserve	65,472	175,475	83,758	305,173

Significant Budget Changes

Reallocation of public works director salary.

403 Enterprise Fund
Wastewater Utility Revenues

		Prior Year	Prior Year	Current Year	Budget Year	Budget Year	Budget Year
		Actual	Actual	Budget	Requested	Recommended	Approved
Account #	Description	FY 94/95	FY 95/96	FY 96/97	FY 97/98	FY 97/98	FY 97/98
Services							
32200 10	Building Permits	507	-	-	-	-	
32200 12	Sewer Permits		2,230	500	500	500	500
33600 13	DOA Sewer Grant						
34100 90	Miscellaneous Admin Charges	109	423	500	500	500	500
34411 10	Residential Sales	379,129	420,280	400,907	430,000	430,000	430,000
34411 20	Commercial Sales	104,226	132,484	180,794	175,000	140,000	140,000
Services Subtotal		483,971	555,417	582,701	606,000	571,000	571,000
Miscellaneous							
34412 30	Other Operating Revenue	4,778	3,836	3,500	3,500	3,500	3,500
36000 10	Interest Earned	18,896	20,029	16,500	19,000	19,000	19,000
36000 20	Rents & Royalties	110					
Miscellaneous Subtotal		23,784	23,865	20,000	22,500	22,500	22,500
Current Revenues Total		507,755	579,282	602,701	628,500	593,500	593,500

403 Enterprise Fund
Wastewater Utility Expenditures

Account Number	Description	Prior Year	Prior Year	Current Year	Budget Year	Budget Year	Budget Year
		Actual	Actual	Budget	Requested	Recommended	Approved
		FY 94/95	FY 95/96	FY 96/97	FY 97/98	FY 97/98	FY 97/98
Salaries & Wages							
50320 11	Regular Pay	125,725	146,541	128,375	117,654	117,654	117,654
50320 1101	P.W. Maint. Pay	12,612	-	-	-	-	-
50320 12	Overtime	12,863	13,628	15,640	13,410	12,346	12,346
50320 1201	P.W. Maint. Pay	-	-	-	-	-	-
Subtotal		151,200	160,169	144,015	131,064	130,000	130,000
Personnel Benefits							
50320 2100	Pension	24,565	23,087	19,938	17,851	17,706	17,706
50320 2200	Medicare	1,551	1,598	2,066	1,900	1,885	1,885
50320 2300	Health Insurance	12,508	12,926	13,738	16,930	15,930	15,930
50320 2400	Life Insurance	40	34	60	45	42	42
50320 2500	Workers Comp.	4,730	5,122	4,286	4,160	3,850	3,850
50320 2600	Uempl Expense	1,550	1,623	1,425	1,311	1,300	1,300
50320 2700	FICA	305	363	317	317	317	317
Subtotal		45,249	44,753	41,830	42,514	41,030	41,030
Supplies							
50320 31	Office Supplies	1,093	1,073	1,000	1,000	1,000	1,000
50320 32	Operating Supplies	200	-	250	100	100	100
50320 3201	Safety Supplies	1,442	2,014	1,000	1,635	1,500	1,500
50320 3202	Supplies - Plant	36,131	23,743	15,000	29,850	29,850	29,850
50320 33	Maint. Supplies	33,251	33,315	10,000	23,000	23,000	23,000
50320 3301	Maint. Supplies/plnt	8,224	18,537	15,000	18,000	18,000	18,000
50320 34	Small Tools & Equip	3,955	4,441	1,500	1,710	1,710	1,710
50320 35	Inventory	19,506	6,830	-	-	-	-
Subtotal		103,802	89,953	43,750	75,295	75,160	75,160
Services & Charges							
50320 41	Professional Services	38,494	7,708	10,000	7,500	7,500	7,500
50320 4105	Other Legal Services	95	-	-	-	-	-

403 Enterprise Fund
Wastewater Utility Expenditures

Account		Prior Year	Prior Year	Current Year	Budget Year	Budget Year	Budget Year
Number	Description	Actual	Actual	Budget	Requested	Recommended	Approved
		FY 94/95	FY 95/96	FY 96/97	FY 97/98	FY 97/98	FY 97/98
50320 4106	Health Officer		100	250	150	150	150
50320 42	Communications	1,940	2,291	2,000	2,250	2,250	2,250
50320 43	Travel & Training	4,674	3,050	3,500	3,500	3,500	3,500
50320 44	Advertising & Printing	342	-	250	100	100	100
50320 45	Rentals & Leases	1,144	1,139	1,440	1,250	1,250	1,250
50320 4501	Vehicle Replac.	18,301	20,016	24,661	19,729	19,729	-
50320 46	Insurance - Prop	6,388	6,683	10,919	10,000	10,000	10,000
50320 4601	Insurance - Liab.	847	715	775	850	850	850
50320 4605	Bonds	385	385	400	400	400	400
50320 47	Utilities	74,474	71,581	70,000	68,000	68,000	68,000
50320 48	Repairs & Maint.	3,126	5,240	7,500	5,500	5,500	5,500
50320 49	Miscellaneous	1,204	3,467	1,000	1,000	1,000	1,000
50320 4910	Overhead Charges	23,124	22,668	24,408	36,312	36,312	36,312
50320 4913	Haz Mat Notices	576	486	250	250	250	250
50320 4920	Motor Pool Charges	11,792	14,147	32,140	13,050	13,050	13,050
Subtotal		186,906	159,675	189,493	169,841	169,841	150,112
Operations & Maintenance Subtotal		487,157	454,550	419,088	418,714	416,031	396,302
Capital Outlays							
50320 6311	Sludge Handling		10,955				
50320 6318	Laterals		13,479				
50320 64	Machinery & Equipment	9,565	3,992	10,000	5,000	2,000	2,000
50320 6401	Other Equipment		16,907	-	9,000	9,000	9,000
50320 6408	Services		-	539	-	-	-
50320 6414	Sewer Lines		7,632				
50320 6578	Harder Street		11,862				
50320 6536	Public Restroom		-	570	-	-	-
50320 71	Principal		-	20,000	20,000	20,000	20,000
50320 72	Interest	28,125	27,375	27,000	26,000	26,000	26,000
Subtotal		37,690	92,202	58,109	60,000	57,000	57,000

403 Enterprise Fund
Wastewater Utility Expenditures

Account Number	Description	Prior Year Actual	Prior Year Actual	Current Year Budget	Budget Year Requested	Budget Year Recommended	Budget Year Approved
		FY 94/95	FY 95/96	FY 96/97	FY 97/98	FY 97/98	FY 97/98
Interfund Transfers							
59710 01	Oper Trans-Out General Fund	10,000	-	-	-	-	-
59710 5801	Oper Trans-Out Bld Maint	8,209	2,669	500	500	500	500
59710 5908	Oper Trans-Out GIS Map		10,432	15,000	10,000	10,000	10,000
Subtotal		18,209	13,101	15,500	10,500	10,500	10,500
Total		543,056	559,852	492,697	489,214	483,531	463,802

Wastewater Utility Narrative

Account #	Description	Narrative
		FTE
50320 11	Regular Pay	Public Works Director .25 \$16,369
		Utility Worker 2 \$84,531
		Secretary .33 \$11,634
		Vocational Education Student 1 \$5,120
		Total \$117,654
50320 12	Overtime Pay	10% of Gross Wages for Operator/Utility Worker & 5% for Secretary
50320 21	PERS	Public Employees Retirement System contribution
50320 22	Medicare	1.45% of Gross Wages
50320 23	Health Insurance	Annual per employee; figured actual
50320 24	Life Insurance	\$15.12 annual per employee
50320 25	Workers Compensation	3.24% of gross wages for maintenance personnel & .58% for secretary
50320 26	Uemployment Expense	1% of gross wages
50320 27	FICA	6.2% of gross wages for employees not eligible for PERS
50320 31	Office Supplies	Stationary, forms, invoices, local purchase orders, pens, pencils, paper, disks, computer/copier supplies and other general office supplies.
50320 32	Operating Supplies	Sewer Cleaning Materials
50320 3201	Safety Supplies	Gloves, Coveralls, Raingear, Ear Plugs, OSHA Reg. Compliance
50320 3202	Supplies - Plant	Treatment Chemicals, Fuel, Laboratory Supplies
50320 33	Maint. Supplies	Pipes, Fittings (Sing Lee Alley line relocation)
50320 3301	Maint. Supplies/plnt	Paint, Filters, Grease, Oil, Bearings, Switches, Belts & Relays
50320 34	Small Tools & Equip	Shaft Alignment Gauge, Work Bench, Space Heater, Hose Nozzles
50320 35	Inventory	Pipe & Materials
50320 41	Professional Services	Laboratory Services
50320 4105	Other Legal Services	Legal Services
50320 4106	Health Officer	Health Officer Investigation & Expenses
50320 42	Communications	Telephone, Fax, Mail, & Courier Services
50320 43	Travel & Training	Conference Travel & Training Materials
50320 44	Advertising & Printing	Public Notices & Public Education Materials

403 Enterprise Fund
Wastewater Utility Narrative

Account #	Description	Narrative
50320 45	Rentals & Leases	Xerox Copier Lease
50320 4501	Vehicle Replac.	Vehicle Replacement Charges
50320 46	Insurance - Prop	Property Insurance - Based on Value
50320 4601	Insurance - Liab.	Liability Insurance
50320 4605	Bonds	FHA Bonds
50320 47	Utilities	Electricity & Water
50320 48	Repairs & Maint.	Work Performed by outside Contractor - Electrical/Mechanical
50320 49	Miscellaneous	Dues, Fees, Subscription & Books
50320 4910	Overhead Charges	Indirect costs
50320 4913	Haz Mat Cleanup	Hazardous Material Notices
50320 4920	Motor Pool Charges	Labor, Fuel, Lub Oil, Vehicle Repairs
50320 64	Machinery & Equipment	Air Compressor, computer monitor
50320 6401	Other Equipment	SCADA Programming & Equipment
50320 71	Principal	Debt Service Payment
50320 72	Interest	Debt Service Payment
	Interfund Transfers	Building Maintenance -
	Interfund Transfers	Geographic Information Systems - proportional contribution

Program Description

The Sanitation Utility is responsible for collection and disposal of solid waste for the community.

Goals

The goal of the department is to provide safe, reliable service in the collection of solid waste. Disposing of solid waste in a responsible and cost effective manner within the regulations set forth by the State and Federal government.

Objectives

Continue to provide collection services in the safest most cost effective manner possible
Continue to work towards a recycling program which will be acceptable to the community and cost effective for the utility

404 - Enterprise Fund
Sanitation Utility Revenues and Expenditures

	Prior Year Actual FY 95/96	Current Year Budget FY 96/97	Year To Date 12/31/96	Proposed Budget FY 97/98
Revenues				
Grants	543,273	-	-	-
Charges for Services	659,493	739,000	362,221	709,000
Miscellaneous Revenue	29,854	2,500	4,514	6,500
Interfund Transfer	220,000	-	-	-
Timber Sales	0	0	3,000	0
Total Revenues	1,452,620	741,500	369,735	715,500
Expenditures				
Salaries & Wages	152,713	141,436	87,460	180,686
Employee Benefits	47,895	47,819	28,633	71,622
Supplies	41,545	51,350	35,860	47,500
Services & Charges	172,403	227,721	119,909	139,381
Capital Outlays	1,631,548	76,875	159,247	28,000
Debt Service	137,740	147,740	36,785	143,758
Expenditures Subtotal	2,183,844	692,941	467,894	610,947
Interfund Transfers	7,862	38,500	-	38,500
Total Expenditures	2,191,706	731,441	467,894	649,447
Current Revenues	1,452,620	741,500	369,735	715,500
Current Expenditures	2,183,844	692,941	467,894	610,947
Transfers in or (out)	(7,862)	(38,500)	-	(38,500)
Net Gain or Loss	(739,086)	10,059	(98,159)	66,053
Beginning Cash Reser	773,585	34,499	34,499	44,558
Ending Cash Reserve	34,499	44,558	(63,660)	110,611

Significant Budget Changes

Unit #89 Rear-end Packer Truck - Second of three payments of \$30,000 each.
Close out of old landfill per ADEC requirement

404 - Enterprise fund
Sanitation Utility Revenues

Account #	Description	Prior Year	Prior Year	Current Year	Current Year	Budget Year	Budget Year	Budget Year
		Actual	Actual	Budget	To Date	Requested	Recommended	Approved
		FY 94/95	FY 95/96	FY 96/97	12/31/96	FY 97/98	FY 97/98	FY 97/98
33600 0401	ADEC Grant		543,273	-	-	-	-	-
Grants Subtotal		-	543,273	-	-	-	-	-
34100 90	Misc Admin	1,960	1,324	1,000	643	1,000	1,000	1,000
34300 90	Other PW Charges	31	1	-	3	-	-	-
34400 41	Refuse Collection	359,636	562,466	618,000	317,707	618,000	618,000	618,000
34400 42	Baler/Landfill Charges	119,201	95,702	120,000	43,868	120,000	90,000	90,000
Services Subtotal		480,828	659,493	739,000	362,221	739,000	709,000	709,000
36000 10	Interest Earned	3,735	10,383	2,500	2,531	2,500	4,500	4,500
36000 11	Bond Interest	49,974	19,471	-	-	-	-	-
36000 90	Miscellaneous Revenues		-	-	1,983	2,000	2,000	2,000
Miscellaneous Subtotal		53,709	29,854	2,500	4,514	4,500	6,500	6,500
Interfund Transfer								
38710 02	Sales Tax Fund	-	220,000	-	-	-	-	-
Interfund Transfer Subtotal		-	220,000	-	-	-	-	-
39500 11	Timber Sales	-	-	-	3,000	-	-	-
Total		534,537	1,452,620	741,500	369,735	743,500	715,500	715,500

404 Enterprise Fund
Sanitation Utility Expenditures

Account Number	Description	Prior Year	Prior Year	Current Year	Budget Year	Budget Year	Budget Year
		Actual	Actual	Budget	Requested	ecommente	Approved
		FY 94/95	FY 95/96	FY 96/97	FY 97/98	FY 97/98	FY 97/98
Salaries & Wages Refuse Collection							
50420 11	Regular Pay	132,851	134,700	128,579	174,686	174,686	174,686
50420 1101	PW Maint	10,810					
50420 12	Overtime	14,245	18,013	12,857	17,061	6,000	6,000
Subtotal		157,906	152,713	141,436	191,747	180,686	180,686
Personnel Benefits							
50420 21	Pension	20,707	18,997	19,787	26,116	24,609	24,609
50420 22	Medicare	796	1,206	2,050	2,780	2,611	2,611
50420 23	Health Insurance	15,870	13,785	12,379	26,384	26,384	26,384
50420 24	Life Insurance	44	37	50	75	75	75
50420 25	Workers' Comp	13,344	10,128	11,236	15,532	14,636	14,636
50420 26	Unemployment	1,607	1,637	1,414	1,917	1,807	1,807
50420 27	FICA	1,992	2,105	903	1,500	1,500	1,500
Subtotal		54,360	47,895	47,819	74,304	71,622	71,622
Supplies							
50420 31	Office Supplies	37	274	1,250	1,250	1,000	1,000
50420 32	Operating Supplies	596	15,893	28,700	35,000	25,000	25,000
50420 3201	Safety Supplies	1,597	1,983	1,500	1,500	1,500	1,500
50420 33	Maintenance Supplies	2,024	1,399	6,000	3,000	3,000	3,000
50420 3301	Cover Material	47,223	21,423	5,300	15,000	15,000	15,000
50420 34	Small Tools & Equip	2,017	573	8,600	2,000	2,000	2,000
Subtotal		53,494	41,545	51,350	57,750	47,500	47,500
Services & Charges							
50420 41	Professional Services	2,033	14,334	14,900	20,000	5,000	5,000
50420 4105	Other Legal	75					

404 Enterprise Fund
Sanitation Utility Expenditures

Account Number	Description	Prior Year	Prior Year	Current Year	Budget Year	Budget Year	Budget Year
		Actual FY 94/95	Actual FY 95/96	Budget FY 96/97	Requested FY 97/98	ecommente FY 97/98	Approved FY 97/98
50420 42	Communication	416	530	1,450	1,450	1,200	1,200
50420 4202	Communication Equip	1,000		450	450	450	450
50420 43	Travel & Training	6,245	6,108	3,700	6,000	2,500	2,500
50420 44	Advertising	1,426	1,669	1,200	1,200	600	600
50420 4501	Vehicle Replacement	23,000	24,000	46,030	39,224	39,224	-
50420 46	Property Insurance			2,013	2,000	2,000	2,000
50420 4601	Liability Insurance			824	850	850	850
50420 47	Utilities	1,959	2,295	7,000	20,000	15,000	15,000
50420 48	Repairs & Maint	926	268	12,100	500	500	500
50420 4801	Building Repair						
50420 4802	In-House Repair			2,800			
50420 49	Miscellaneous	126	1,977	350	350	350	350
50420 4910	Overhead Charge	20,400	26,580	28,944	42,456	42,456	42,456
50420 4911	PW Overhead Chg	5,004					
50420 4913	HazMat Clean-up	15,693	18,169	20,000	20,000	20,000	20,000
50420 4916	Recycling Expense	2,193	2,806	9,800	9,500	1,000	1,000
50420 4917	Grd Water Monitor	4,374	13,899	6,000	6,000	2,500	2,500
50420 4919	Gas Monitor			1,000	1,000	1,000	1,000
50420 4920	Motorpool O&M	43,242	59,768	69,160	44,005	43,975	43,975
50420 4949	Bad Debt Expense	1,281					
Subtotal		129,393	172,403	227,721	214,985	178,605	139,381
Operations Subtotal		395,153	414,556	468,326	538,786	478,413	439,189
Capital Outlays							
50420 6001	Landfill Improvements		8,377	68,900	50,000	25,000	25,000
50420 6006	Baler Facility		1,622,671				
50420 64	Machinery/Equipment	833	500	1,700	7,500	3,000	3,000
50420 6401	Other Equipment	46,660	-	6,275	30,000	-	-

404 Enterprise Fund
Sanitation Utility Expenditures

Account Number	Description	Prior Year	Prior Year	Current Year	Budget Year	Budget Year	Budget Year
		Actual	Actual	Budget	Requested	ecommente	Approved
		FY 94/95	FY 95/96	FY 96/97	FY 97/98	FY 97/98	FY 97/98
Subtotal		47,493	1,631,548	76,875	87,500	28,000	28,000
Debt Service							
50420 71	Bond Payment	55,000	137,740	70,000	75,000	75,000	75,000
50420 72	Interest	81,500	-	77,740	68,758	68,758	68,758
Subtotal		136,500	137,740	147,740	143,758	143,758	143,758
Interfund Transfers							
59710 58	Motor Pool		-	30,000	30,000	30,000	30,000
59710 5907	Landfill Trust		-	8,500	8,500	8,500	8,500
59710 5908	GIS Mapping		7,862	-			
Subtotal		-	7,862	38,500	38,500	38,500	38,500
Sanitation Total		579,146	2,191,706	731,441	808,544	688,671	649,447

404 Enterprise Fund
Sanitation Fund Narrative

Account #	Description	Narrative
50420 11	Regular Pay	.25 Public Works Director - \$16,369 Sanitation Supervisor - \$42,037 Landfill Operator - \$36,130 Sanitation Driver x 2 \$70,180 .33 Secretary \$9,970 (.33 Public Works Adm .33 Public Works Streets) \$174,686
50420 21	PERS	Public Employees Retirement System contribution
50420 22	Medicare	Medicare contribution
50420 23	AETNA	Health insurance contribution
50420 24	Life Insurance	Life insurance
50420 25	Workers' Comp	Worker's Compensation
50420 26	ESD	State unemployment contribution
50420 27	FICA	Social Security
50420 31	Office Supplies	Paper, pens, general office supplies
50420 32	Operating Supplies	Baler wire, baler supplies, cleaning & paper products
50420 3201	Safety Supplies	Protective gear and other required safety supplies, classes and educational materials
50420 33	Maint Supplies	General maintenance supplies, wheels, panels, ect.
50420 3301	Cover Material	DEC required cover materials for land-filled bales
50420 34	Small Tools & Equip	Small hand tools
50420 41	Professional Services	Consultant fees
50420 42	Communication	Telephone & postage
50420 4202	Communication Equipment	Telephone system
50420 43	Travel & Training	Required State & EPA training
50420 44	Advertising	Public notices & schedule changes
50420 4501	Vehicle Replacement	Vehicle replacment costs
50420 46	Property Insurance	Property insurance for baler facility
50420 4601	Liability Insurance	Liability Insurance for Sanitation Utility operations
50420 47	Utilities	Baler utility costs
50420 48	Repairs & Maintenance	Labor and supplies furnished by specialized personnel
50420 49	Miscellaneous	Miscellaneous expenses
50420 4910	Overhead Charge	5% of FY 94/95 operating revenues
50420 4913	Haz Mat Clean up	Hazardous materials disposal sponsored by DEC/SEC

404 Enterprise Fund
Sanitation Fund Narrative

Account #	Description	Narrative
50420 4916	Recycling Expense	Shipping costs and construction of outside recycling bins
50420 4917	Grd Water Monitor	DEC required ground water monitoring
50420 4919	Gas Monitor	DEC required gas monitoring
50420 4920	Motorpool O&M	Vehicle repairs, maintenance & insurance
50420 6001	Landfill Improvments	Close out of old landfill per DEC requirements (\$25K)
50420 64	Machinery/Equipment	Storage tank for heating oil for winter use

Program Description
The purpose of the Harbor and Port Fund is to provide accounting for costs associated with the operation of three small boat harbors and the port dock and storage facility. The Petersburg Harbor and Port Fund provides moorage facilities and amenities to commercial vessels and pleasure boats.
Goals
To provide safe, accessible moorage and facilities to the users of the facility. To promote profitable operations, planning and scheduling for seasonal use. To maintain current knowledge of Federal, State and Local regulations pertaining to harbor operations, the marine industry and commercial fishing.
Objectives
To upgrade existing facilities. To expand moorage and storage facilities To maintain fiscal responsibility and judgment in operating as an enterprise fund.
Performance Indicators
Secure funding for upgrades and expansion Drafting and monitoring annual budget Present plans/programs for City Council, Harbor Advisory Board and public review.

Enterprise Fund
Port Authority Revenues and Expenditures

	Prior Year Actual FY 95/96	Current Year Budget FY 96/97	Year To Date 12/31/96	Proposed Budget FY 97/98
Revenues				
Charges for Services	452,005	508,525	245,287	508,525
Miscellaneous Revenue	37,316	18,000	16,650	40,000
Interfund Transfers	956	-	-	101,100
Port Revenues	108,412	101,100	32,052	
Total Revenues	598,689	627,625	293,989	649,625

Expenditures				
Salaries & Wages	261,418	269,444	139,956	277,316
Employee Benefits	72,612	82,062	39,282	85,622
Supplies	15,513	25,000	7,215	18,500
Services & Charges	114,724	180,045	78,234	210,210
Capital Outlays	29,924	41,500	2,400	22,000
Expenditures Subtotal	494,191	598,051	267,087	613,648
Interfund Transfers	7,862	165,700	-	17,256
Total Expenditures	502,053	763,751	267,087	630,904

Current Revenues	598,689	627,625	293,989	649,625
Current Expenditure	494,191	598,051	267,087	613,648
Transfers in or (out)	(7,862)	(165,700)	-	(17,256)
Net Gain or Loss	96,636	(136,126)	26,902	18,721
Beginning Cash Res	449,822	546,458	546,458	410,332
Ending Cash Reserv	546,458	410,332	573,360	429,053

Significant Budget Changes

Replace South Harbor Float Hardware; Port Dock Bracing

Enterprise Fund
Port Authority Revenues

		Prior Year	Prior Year	Current Year	Budget Year	Budget Year	Budget Year
Account #	Description	Actual	Actual	Budget	Requested	Recommended	Approved
		FY 94/95	FY 95/96	FY 96/97	FY 97/98	FY 97/98	FY 97/98
Boat Harbors							
340 00 00 00	Services						
34100 30	Survey & Appraisal	85					
34500 10	Moorage Fees	289,937	309,601	349,025	349,025	349,025	349,025
34500 20	Transient Fees	72,294	67,012	96,000	96,000	96,000	96,000
34500 30	Grid Fees	9,037	8,520	8,500	8,500	8,500	8,500
34500 40	Live Aboard	8,844	11,475	12,000	12,000	12,000	12,000
34500 50	Floatside Fees	16,343	21,030	15,000	15,000	15,000	15,000
34500 60	Launch Fees	6,975	9,275	8,000	8,000	8,000	8,000
34500 90	Misc Charges	27,420	25,092	20,000	20,000	20,000	20,000
	Services Subtotal	430,935	452,005	508,525	508,525	508,525	508,525
360 00 00 00	Miscellaneous						
36000 10	Interest Earned	21,511	26,917	8,000	25,000	25,000	25,000
36000 90	Other Misc	5,241	10,399	10,000	15,000	15,000	15,000
	Miscellaneous Subtotal	26,752	37,316	18,000	40,000	40,000	40,000
397 00	Interfund transfers						
39710 01	Oper Trans - Garbage	5,000					
397 10 5901	Oper Trans-Har/Trust	26,250	956	-			
	Interfund Transfers Subtotal	31,250	956	-	-	-	-
	Boat Harbors Revenues Total	488,937	490,277	526,525	548,525	548,525	548,525
355 00	PORT						
35500 10	Port Moorage Fees		-	100	100	100	100
35500 20	Port Leases	83,136	90,562	85,000	85,000	85,000	85,000
35500 90	Storage Fees	19,671	17,850	16,000	16,000	16,000	16,000
	Subtotal	102,807	108,412	101,100	101,100	101,100	101,100
	Port Revenues Total	102,807	108,412	101,100	101,100	101,100	101,100
	Port and Harbor Revenues Total	591,744	598,689	627,625	649,625	649,625	649,625

Enterprise Fund
Port Authority Expenditures

Account		Prior Year Actual	Prior Year Actual	Current Year Budget	Budget Year Requested	Budget Year Recommended	Budget Year Approved
Number	Description	FY 94/95	FY 95/96	FY 96/97	FY 97/98	FY 97/98	FY 97/98
BOAT HARBORS							
Salaries & Wages							
53540 11	Regular Pay	196,538	216,166	225,314	230,947	227,461	227,461
53540 11	Temporary Pay				5,000	5,000	5,000
53540 1101	P. W. Maint		1,404	-			
53540 12	Overtime Pay	9,829	9,627	9,500	9,738	9,738	9,738
53540 17	Shift Differential	3,559	4,170	5,000	5,125	5,125	5,125
Subtotal		209,926	231,367	239,814	250,810	247,324	247,324
Personnel Benefits							
53540 2100	PERS	38,233	32,627	33,550	34,160	33,686	33,686
53540 2200	Medicare	1,627	1,680	3,477	3,637	3,586	3,586
53540 2300	Aetna	20,027	18,841	23,855	26,245	26,245	26,245
53540 2400	Life Insurance	62	51	70	70	70	70
53540 2500	Workman Comp	12,253	8,533	10,352	11,282	11,282	11,282
53540 2600	Unemp Ins	2,378	2,296	2,398	2,508	2,473	2,473
53540 2700	F I C A	129	647	600	600	600	600
Subtotal		74,709	64,675	74,302	78,502	77,942	77,942
Supplies							
53540 31	Office Supplies	1,674	2,265	3,000	3,000	3,000	3,000
53540 32	Operating Supplies	4,295	5,358	5,500	5,500	5,500	5,500
53540 33	Maintenance Supp	3,657	3,134	4,000	4,000	4,000	4,000
53540 34	Small Tool	4,105	4,756	11,500	5,000	5,000	5,000
Subtotal		13,731	15,513	24,000	17,500	17,500	17,500
Services & Charges							
53540 41	Professional Services	66	5	1,000	1,000	1,000	1,000
53540 4105	Other Legal	170					
53540 42	Communications	1,693	1,880	2,000	2,000	2,000	2,000
53540 43	Travel & Training		1,657	2,000	2,000	2,000	2,000
53540 44	Advertising & Printing	1,372	587	400	400	400	400

Enterprise Fund
Port Authority Expenditures

Account Number	Description	Prior Year Actual FY 94/95	Prior Year Actual FY 95/96	Current Year Budget FY 96/97	Budget Year Requested FY 97/98	Budget Year Recommended FY 97/98	Budget Year Approved FY 97/98
53540 45	Rentals/Leases		245		1,200	1,200	1,200
53540 4501	Vehicle Replacement	3,894	4,500	1,946	1,246	1,246	-
53540 46	Insurance Prop	1,577	1,650	1,238	1,000	1,000	1,000
53540 4601	Insurance Liab	767	649	1,092	800	800	800
53540 47	Utilities	20,975	24,106	30,000	30,000	30,000	30,000
53540 4702	Utilities - Garbage	32,952	33,380	80,000	80,000	70,000	70,000
53540 48	Repair & Maint	29,534	17,002	20,000	20,000	30,000	30,000
53540 49	Misc	255	(606)	500	500	500	500
53540 4910	Overhead Charges	19,524	20,000	21,540	29,376	29,376	29,376
53540 4920	Motor Pool	4,186	3,447	6,640	8,190	8,190	8,190
Subtotal		116,965	108,502	168,356	177,712	177,712	176,466
Operations & Maintenance Subtotal		415,331	420,057	506,472	524,524	520,478	519,232
Capital Outlays							
53540 6312	Harbor Exp/Renovation		18,615	-			
53540 6314	Out buildings		-	5,000	5,500	5,500	5,500
53540 6400	Machinery & Equip				16,500	16,500	16,500
53540 6401	Other Equipment	8,228	11,309	31,500	-	-	-
Subtotal		8,228	29,924	36,500	22,000	22,000	22,000
Transfer-out							
59710 5906	Capital Construction			153,200			
59710 5908	GIS Map Fund	5,000	7,862	-			
59710 5912	South Harbor Expansion				17,256	17,256	17,256
59710 58	Motor Pool			12,500	-	-	-
Subtotal		5,000	7,862	165,700	17,256	17,256	17,256
Harbor Total		428,559	457,843	708,672	563,780	559,734	558,488
PORT							
Salaries & Wages							

Enterprise Fund
Port Authority Expenditures

Account Number	Description	Prior Year	Prior Year	Current Year	Budget Year	Budget Year	Budget Year
		Actual	Actual	Budget	Requested	Recommended	Approved
		FY 94/95	FY 95/96	FY 96/97	FY 97/98	FY 97/98	FY 97/98
53550 11	Regular Pay	11,831	29,535	29,130	29,859	29,479	29,479
53550 12	Overtime Pay		516	500	513	513	513
Subtotal		11,831	30,051	29,630	30,372	29,992	29,992
Personnel Benefits							
53550 2100	PERS	2,276	4,244	4,200	4,137	4,085	4,085
53550 2200	Medicare		-	400	440	435	435
53550 2300	Aetna	1,308	2,162	1,500	1,500	1,500	1,500
53550 2400	Life Insurance	4	6	10	10	10	10
53550 2500	Workman Comp	1,487	1,231	1,350	1,350	1,350	1,350
53550 2600	Unemp Ins	143	294	300	304	300	300
Subtotal		5,218	7,937	7,760	7,741	7,680	7,680
Supplies							
53550 32	Operating Supplies	-	-	500	500	500	500
53550 34	Small Tool	-	-	500	500	500	500
Subtotal		-	-	1,000	1,000	1,000	1,000
Services & Charges							
53550 41	Professional Services	2,432	23	1,500	1,500	1,500	1,500
53550 43	Travel & Training		-	1,000	1,000	1,000	1,000
53550 44	Advertising & Printing	104	-	500	500	500	500
53550 45	Port rentals/leases		-	200	200	200	200
53550 46	Insurance Prop	124	130	305	350	350	350
53550 4601	Insurance Liab	507	428	434	550	550	550
53550 47	Utilities	507	641	600	600	600	600
53550 48	Repair & Maint		-	2,000	22,000	22,000	22,000
53550 4910	Overhead Charges	4,692	5,000	5,150	7,044	7,044	7,044
Subtotal		8,366	6,222	11,689	33,744	33,744	33,744
Operations & Maintenance Subtotal		25,415	44,210	50,079	72,857	72,416	72,416

Enterprise Fund
Port Authority Expenditures

Account		Prior Year	Prior Year	Current Year	Budget Year	Budget Year	Budget Year
Number	Description	Actual	Actual	Budget	Requested	Recommended	Approved
		FY 94/95	FY 95/96	FY 96/97	FY 97/98	FY 97/98	FY 97/98
Capital Outlays							
53550 6105	Site Development	8,168	-	5,000	-		
Subtotal		8,168	-	5,000	-	-	-
Port Expenditure Total		33,583	44,210	55,079	72,857	72,416	72,416
Port and Harbor Expenditures Total		462,142	502,053	763,751	636,637	632,150	630,904

Enterprise Funds
Port Authority Narrative

Account #	Description	Narrative
BOAT HARBORS		
Salaries & Wages		
535 40 11 00	Harbormaster	.75 45,793
	Office Manager	.67 28,861
	Harbor Officers	3 114,026
	Part Time	.5 x 2 33,884
	Grounds keeper	.165 4,897
	Temporary	.18 5,000
		Total \$232,461
535 40 12 00	Overtime	Budgeted \$9738
535 40 17 00	Shift Differential	Compensation for swing and graveyard shifts
Personnel Benefits		
535 40 21 00	PERS	Public Employees Retirement System contribution
535 40 22 00	Medicare	Medicare contribution, 1.45% of gross wages
535 40 23 00	AETNA	Health insurance contribution, F/Y96 + 10%
535 40 24 00	Life Insurance	Life insurance \$15.12 per employee
535 40 25 00	Workmans Comp.	Workmans Compensation contribution, 4.59% of gross wages
535 40 26 00	ESD	State unemployment contribution, 1% of gross wages
535 40 27 00	F.I.C.A.	Social Security Contribution Temp. Employees, 6.2% of gross
Supplies		
535 40 31 00	Office Supplies	Stationary, pens, paper, forms, etc.
535 40 32 00	Operating Supplies	Cleaning supplies, heating fuel, t.p., paper towels, gasoline, etc.
535 40 33 00	Maintenance Supplies	Wood, paint, nails, plumbing parts, nuts, bolts, repair parts, etc.
535 40 34 00	Small Tools	Tools, Snow Blowers, Outboards, Radios, Software, etc.
Services & Charges		
535 40 41 00	Professional Services	Consultant studies, janitorial, grounds maintenance, legal consul
535 40 42 00	Communications	Telephone, Computer networking, Post office fees
535 40 43 00	Travel & Training	Expenses for seminars, Harbormaster conferences, training.
535 40 44 00	Advertising & Printing	Legal advertising, employment ads, special print jobs, etc.
535 40 45 00	Rentals & Leases	Equipment rentals or leases; car allowance

Enterprise Funds
Port Authority Narrative

Account #	Description	Narrative
535 40 45 01	Vehicle Replacement	
535 40 46 00	Insurance Property	Based on actual property valuation per department
535 40 46 01	Insurance Liability	Based on latest quote spread per exposure
535 40 47 00	Utilities	Water, sewer, elect., garbage, Harbor lighting
535 40 48 00	Repair and Maintenance	Contract work/repair-small projects- South Harbor waterline & Float hardware; Renumber stalls
535 40 49 00	Miscellaneous	Dues, subscriptions, technical publications, etc.
535 40 49 10	General Fund Overhead	Indirect costs
535 40 49 20	Motor Pool Charges	Repairs & Maintenance of vehicle, gas, oil, insurance
Capital Outlays		
535 40 63 12	Expansion & Ren.	Costs for additions/renovations of facilities
535 40 63 14	Out buildings	Fire shacks, equipment bldgs and shelters
53540 64 00	Machinery/Equipment	Tools, electronics over \$500 w/2 year life, waste oil storage tank.
535 40 64 01	Other Equipment	
Transfers Out		
59710 5908	GIS Mapping	City wide mapping project
59710 5906	Capital Projects	South Harbor Expansion - Capital Matching Grant Contribution
59710 58	Motor Pool	Roll on/off chassis
PORT FACILITY		
Regular Pay		
535 50 11 00	Harbormaster	.25 15,264
	Office Manager	.33 14,215
		\$29,479
Personnel Benefits		
535 50 21 00	PERS	Public Employees Retirement System contribution
535 50 22 00	Medicare	Medicare contribution, 1.45% of gross wages
535 50 23 00	AETNA	Health insurance contribution, F/Y96 + 10%
535 50 24 00	Life Insurance	Life insurance \$15.12 per employee
535 50 25 00	Workmans Comp.	Workmans Compensation contribution, 4.59% of gross wages
535 50 26 00	ESD	State unemployment contribution, 1% of gross wages
535 50 41 00	Professional Services	Consultants, studies, Port Marketing Program

Enterprise Funds
Port Authority Narrative

Account #	Description	Narrative
535 50 43 00	Travel & Training	Seminars, classes, Harbormaster Conferences + related expens
53550 44	Advertising & Printing	Legal advertising, employment ads, special print jobs, etc.
53550 45	Port rentals/leases	Equipment rentals or leases
53550 46	Insurance Prop	Based on actual property valuation per department
53550 4601	Insurance Liab	Based on latest quote spread per exposure
53550 47	Utilities	Water, sewer, elect., garbage, Harbor lighting
53550 48	Repair & Maint	Contract work/repair-small projects; dock bracing
53550 4910	Overhead Charges	Indirect costs
53550 6105	Site Development	

Program Description
The purpose of the Harbor and Port Trust Fund is to provide funding for expansion projects, land acquisition and major renovation.
Goals
To upgrade existing facilities. To construct new facilities.
Objectives
To provide facilities which address the present and future needs of the boating public. To procure additional lands for future facility development. To increase the fund balance through wise investments, grants, revenue sharing and Harbor Fund proceeds.
Performance Indicators
Securing funding from various sources. <u>Present short and long term plans/programs for City Council, Harbor Advisory Board and public.</u>

Enterprise Fund
Port Authority Trust Revenues and Expenditures

	Prior Year Actual FY 95/96	Current Year Budget FY 96/97	Year To Date 12/31/96	Proposed Budget FY 97/98
Revenues				
Grants				
Charges for Services				
Miscellaneous Revenues	59,479	45,000	9,714	20,000
Interfund Transfers				
Total Revenues	59,479	45,000	9,714	20,000
Expenditures				
Salaries & Wages				
Employee Benefits				
Services & Charges				
Interfund Transfers	956	-	-	-
Capital Outlays	-	14,112	440	-
Total Expenditures	956	14,112	440	-
Current Revenues	59,479	45,000	9,714	20,000
Current Expenditures	-	14,112	440	-
Transfers (in or out)	(956)	-	-	-
Net Gain or Loss	60,435	30,888	9,274	20,000
Beginning Cash Reser	911,412	969,935	969,935	1,000,823
Ending Cash Reserve	969,935	1,000,823	979,210	1,020,823

Significant Budget Changes

Enterprise Fund
Port Authority Trust Revenues

		Prior Year	Prior Year	Current Year	Budget Year	Budget Year	Budget Year
		Actual	Actual	Budget	Requested	Recommended	Approved
Account #	Description	FY 94/95	FY 95/96	FY 96/97	FY 97/98	FY 97/98	FY 97/98
PORT TRUST REVENUES							
36000 10	Interest Earned	43,339	59,479	45,000	20,000	20,000	20,000
Miscellaneous Subtotal		43,339	59,479	45,000	20,000	20,000	20,000
Current Revenues Total		43,339	59,479	45,000	20,000	20,000	20,000

Enterprise Fund
Port Authority Trust Expenditures

Account Number	Description	Prior Year Actual FY 94/95	Prior Year Actual FY 95/96	Current Year Budget FY 96/97	Budget Year Requested FY 97/98	Budget Year Recommended FY 97/98	Budget Year Approved FY 97/98
FUND EXPENSES							
59710 06	Capital Construction		-	14,112	-	-	-
59710 55	Oper Trans-out	26,250	956	-			
	Subtotal	26,250	956	14,112	-	-	-
	Expenses Total	26,250	956	14,112	-	-	-

Port Authority Trust Narrative

Account #	Description	Narrative
	Replacement Reserve Fund	
587 10 59 01		Trust Fund used for expansion, land aquisition, etc.
360 10	Interest earned	Interest earned on fund principal
597 10 55	Oper trans-out	For South Harbor Expansion Project.

**#407 Enterprise Fund
Elderly Housing**

Program Description				
The Elderly Housing Department is responsible for the operation and maintenance of Mountain View Manor, a twenty-four unit, HUD subsidized, apartment complex and senior center.				
Goals				
Continue to provide a safe, clean and affordable living environment for the senior residents of the facility in compliance with City, State and HUD requirements.				
Form a Resident's association to schedule activities for residents of the facility.				
Continue working with the Senior Citizen Housing Committee (SCHC) to acquire necessary information needed to complete application for funding.				
Objectives				
To maintain and upgrade the facility to meet HUD and State requirements.				
(a) Install shut off valves in more locations and possibly install another expansion tank				
(b) Paint wood areas on outside of the building				
(c) Replace carpet in four apartments as they become vacant				
Continue to modify grounds to lower maintenance costs.				
Resident's association to plan potlucks, picnics, birthday parties and activities encouraging resident's to participate.				
Work with (SCHC) to complete and submit funding application to Alaska Housing Finance Corp.				
Performance Indicators				
	94/95	95/96	96/97	Projected
Automatic fill/shut off valves installed	0	0	1	6
Areas painted	1820	7922	3269	
Carpet replaced	0	5564	770	1539
Quarterly reports to the City Council			4	4

#407 Enterprise Fund
Elderly Housing Revenues and Expenditures

	Prior Year	Current Year	Year To Date	Proposed Budget
	Actual FY 95/96	Budget FY 96/97	12/31/96	FY 97/98

Revenues

Grants	136,810	144,000	71,657	144,500
Miscellaneous	138,463	128,200	69,306	138,000
Revenues Subtotal	275,273	272,200	140,963	282,500
Interfund Transfers	16,200	19,000	-	0
Total Revenues	291,473	291,200	140,963	282,500

Expenditures

Salaries & Wages	47,626	51,799	22,702	59,837
Employee Benefits	13,310	17,079	7,938	18,283
Supplies	19,156	14,700	5,168	16,700
Services & Charges	46,547	61,919	25,411	53,892
Debt Service	78,427	111,210	37,677	114,907
Expenditures Subtotal	205,066	256,707	98,896	263,619
Interfund Transfers	15,105	16,000	360	5,050
Total Expenditures	220,171	272,707	99,256	268,669

Current Revenues	291,473	291,200	140,963	282,500
Current Expenditures	205,066	256,707	98,896	263,619
Transfers in or (out)	(15,105)	(16,000)	(360)	(5,050)
Net Gain or Loss	71,302	18,493	41,707	13,831
Beginning Cash Reserv	331,105	402,407	402,407	420,900
Ending Cash Reserve	402,407	420,900	444,115	434,731

Significant Budget Changes

Part-time maintenance personnel addition.

Capital Outlays

New carpeting for four units, appliance replacement

#407 Enterprise Fund
Elderly Housing Revenues

Account #	Description	Prior Year	Prior Year	Current Year	Budget Year	Budget Year	Budget Year
		Actual	Actual	Budget	Requested	Recommended	Approved
		FY 94/95	FY 95/96	FY 96/97	FY 97/98	FY 97/98	FY 97/98
Grants							
33200 01	Rent Subsidies	144,864	136,810	144,000	144,500	144,500	144,500
Subtotal		144,864	136,810	144,000	144,500	144,500	144,500
Miscellaneous							
36000 10	Interest Earned	19,699	20,753	14,000	16,000	17,000	17,000
36000 20	Rents & Royalties	102,971	106,849	104,000	111,000	111,000	111,000
36000 86	Donations	114	639	600	400	400	400
36000 90	Miscellaneous	8,432	10,222	9,600	9,600	9,600	9,600
Subtotal		131,216	138,463	128,200	137,000	138,000	138,000
Interfund Transfers							
39710 01	Gen Fund - Operating	3,000	3,000	3,000	3,000	-	-
39710 01	Gen Fund - Bldg Maint	21,569	13,200	16,000	6,250	-	-
Subtotal		24,569	16,200	19,000	9,250	-	-
Current Revenues Total		300,649	291,473	291,200	290,750	282,500	282,500

#407 Enterprise Fund
Elderly Housing Expenditures

Account Number	Description	Prior Year	Prior Year	Current Year	Budget Year	Budget Year	Budget Year
		Actual FY 94/95	Actual FY 95/96	Budget FY 96/97	Requested FY 97/98	ecommente FY 97/98	Approved FY 97/98
Salaries & Wages							
55040 11	Regular Pay	49,573	47,626	48,799	58,637	58,637	58,637
55040 12	Temporary Pay			3,000	1,200	1,200	1,200
Subtotal		49,573	47,626	51,799	59,837	59,837	59,837
Personnel Benefits							
55040 21	Pers	5,626	6,542	6,827	7,986	7,986	7,986
55040 22	Medicare	821	688	751	868	868	868
55040 23	Aetna	3,224	2,580	4,650	5,196	5,196	5,196
55040 24	Life Insurance	12	8	45	30	30	30
55040 25	Workers Comp	3,568	2,772	4,102	3,530	3,530	3,530
55040 26	Unemployment Ins	566	475	518	598	598	598
55040 27	FICA	1,402	245	186	74	74	74
Subtotal		15,219	13,310	17,079	18,283	18,283	18,283
Supplies							
55040 31	Office Supplies	477	531	500	500	500	500
55040 32	Operating Supplies	13,517	16,708	12,000	14,000	14,000	14,000
55040 33	Maintenance Supplies	324	1,597	1,500	1,500	1,500	1,500
55040 34	Small Tools/Equipment	361	320	700	700	700	700
Subtotal		14,679	19,156	14,700	16,700	16,700	16,700
Services & Charges							
55040 41	Professional Services	400	-	650	650	500	500
55040 42	Communications	1,337	1,499	1,500	1,500	1,500	1,500
55040 43	Travel & Training	1,227	1,215	1,000	1,000	1,000	1,000
55040 44	Advertising & Printing	1,014	60	400	400	400	400
55040 4501	Vehicle Replacement		3,000	6,750	5,400	5,400	-
55040 46	Insurance-property	854	893	1,830	1,800	1,800	1,800

#407 Enterprise Fund
Elderly Housing Expenditures

Account Number	Description	Prior Year Actual FY 94/95	Prior Year Actual FY 95/96	Current Year Budget FY 96/97	Budget Year Requested FY 97/98	Budget Year ecommende FY 97/98	Budget Year Approved FY 97/98
55040 4601	Insurance-liability	829	699	709	750	750	750
55040 47	Utilities	22,732	25,327	26,000	26,000	26,000	26,000
55040 48	Repair & Maintenance	3,680	5,847	14,000	13,000	13,000	13,000
55040 49	Miscellaneous	922	1,182	550	550	550	550
55040 4910	Overhead Charges	5,220	5,436	5,580	6,092	6,092	6,092
55040 4920	Motor Pool Charges-O&M	1,188	1,389	2,950	2,300	2,300	2,300
Subtotal		39,403	46,547	61,919	59,442	59,292	53,892
Operations & Maintenance Subtotal		118,874	126,639	145,497	154,262	154,112	148,712
Capital Outlays							
55040 6206	Storage Building	21,569					
55040 6305	Fencing	1,968					
55040 64	Machinery & Equip	1,102					
Subtotal		24,639					
Debt Service							
55040 71	Principal			35,000	40,000	40,000	40,000
55040 72	Interest	78,883	77,161	75,660	73,641	73,641	73,641
55040 74	Bond Issue	553	1,266	550	1,266	1,266	1,266
Subtotal		79,436	78,427	111,210	114,907	114,907	114,907
Interfund Transfers							
59710 01	Building Maintenance	29,105	15,105	16,000	6,250	5,050	5,050
Subtotal		29,105	15,105	16,000	6,250	5,050	5,050
Expenditures Total		252,054	220,171	272,707	275,419	274,069	268,669

#407 Enterprise Fund
Elderly Housing Narrative

Account #	Description	Narrative
55040 11	Regular Pay	Manager \$44,805; Maintenance \$13,832
55040 12	Temporary Pay	Temporary \$1,200
55040 21	PERS	Public Employees Retirement System contribution
55040 22	Medicare	Federal Contribution
55040 23	Aetna	Health Insurance
55040 24	Life Insurance	Life Insurance
55040 25	Workers Comp	Workers Compensation Insurance
55040 26	Unemployment Ins	Unemployment Insurance
55040 27	FICA	Social Security for employees not covered by PERS
55040 31	Office Supplies	General office supplies
55040 32	Operating Supplies	Heating fuel, propane, janitorial supplies
55040 33	Maintenance Supplies	Machinery/appliance repair/parts
55040 34	Small Tools/Equipment	Small tools and equipment
55040 41	Professional Services	Legal fees
55040 42	Communications	Telecommunications, cablevision, postage
55040 43	Travel & Training	HUD training requirements
55040 44	Advertising & Printing	Advertisements for vacancies
55040 4501	Vehicle Replacement	Motor pool replacement
55040 46	Insurance - Property	Insurance premium for property
55040 4601	Insurance - Liability	Insurance premium for liability
55040 47	Utilities	Electricity, water, sewer & refuse
55040 48	Repair & Maintenance	Contracted repairs, boiler upgrade, inspections and snow removal
55040 49	Miscellaneous	Unanticipated expenses, AHMI subscription
55040 4910	Gen Fund Overhead	Indirect costs
55040 4920	Motor Pool O & M	Motor pool operating & Maintenance, insurance, fuel
55040 71	Principal	Bond issue principal payment
55040 72	Interest	Bond issue interest payment
55040 74	Bond Issue	Insurance expense
59710 5801	Interfund Transfers	Building maintenance

501 Internal Service Fund
Motor Pool

Program Description
The Motor Pool provides facilities, labor and support services for the maintenance, repair, replacement and disposal of city vehicles, motorized equipment, and miscellaneous portable and stationary equipment.
Goals
The goal of the department is to provide motor vehicles in excellent condition to ensure the safety of the operator and to achieve the optimum use of the vehicle with minimal vehicle downtime.
Objectives
* To provide information to user departments regarding the operation and maintenance of motor vehicles * Preventive Maintenance and safety inspections to ensure proper operation.
Performance Indicators
Scheduled Repairs: 674 (6 months) Non Scheduled Repairs: 390 Emergency Repairs: 12

501 Internal Service Fund
Motor Pool Revenues and Expenditures

	Prior Year Actual FY 94/95	Current Year Budget FY 95/96	Year To Date 12/31/95	Proposed Budget FY 96/97
Revenues				
Replacement	267,312	474,872	222,747	0
Charges for Services	418,668	538,300	264,041	518,350
Miscellaneous Revenues	98,772	95,000	17,942	50,000
Equipment Sales	-49,691	0	2,000	0
Interfund Transfers	28,101	25,000	0	30,000
Total Revenues	763,162	1,133,172	506,730	598,350

Expenditures				
Salaries & Wages	144,502	144,602	79,265	151,442
Employee Benefits	41,912	43,445	23,378	44,947
Supplies	232,938	267,000	147,729	266,500
Services & Charges	60,326	77,471	44,350	57,450
Capital Outlays	189,828	342,000	920	61,000
Total Expenditures	669,506	874,518	295,642	581,339

Current Revenues	735,061	1,108,172	506,730	568,350
Current Expenditures	669,506	874,518	295,642	581,339
Transfers in or (out)	28,101	25,000	0	30,000
Net Gain or Loss	93,656	258,654	211,088	17,011
Beginning Cash Reserve	1,622,287	1,715,944	1,715,944	1,974,598
Ending Cash Reserve	1,715,943	1,974,598	1,927,032	1,991,609

Significant Budget Changes

501 Internal Service Fund
Motor Pool Revenues

Account #	Description	Prior Year	Prior Year	Current Year	Budget Year	Budget Year	Budget Year
		Actual	Actual	Budget	Requested	Recommended	Approved
		FY 94/95	FY 95/96	FY 96/97	FY 97/98	FY 97/98	FY 97/98
Miscellaneous							
36000 10	Interest Earned	80,935	98,706	95,000	95,000	95,000	50,000
34100 90	Misc Admin Charge	3.00	66	0	0	0	
Subtotal		80,938	98,772	95,000	95,000	95,000	50,000
Motor Pool Charges							
37300 61	Equipment Rentals O&M	404,901	418,668	538,300	358,300	518,350	518,350
37300 62	Replacement Reserve Charges	218,489	267,312	474,872	444,822	327,261	0
Subtotal		623,390	685,980	1,013,172	803,122	845,611	518,350
Residual Equity Transfers In							
39710 01	General Fund		15,087				
39710 51	Electric Fund		3,343				
39710 52	Water Fund		9,671	12,500			
39710 54	Sanitation				30,000	30,000	30,000
39710 55	Port Authority		-	12,500			
Subtotal		-	28,101	25,000	30,000	30,000	30,000
Equipment Sales							
39500 40	Equipment Sales	-	(49,691)				
Subtotal		-	(49,691)	-	-	-	-
Revenues Total		704,328	763,162	1,133,172	928,122	970,611	598,350

501 Internal Service Fund
Motor Pool Expenditures

Account Number	Description	Prior Year Actual FY 94/95	Prior Year Actual FY 95/96	Current Year Budget FY 96/97	Budget Year Requested FY 97/98	Budget Year Recommended FY 97/98	Budget Year Approved FY 97/98
Salaries & Wages Motor Pool							
53560 11	Regular Pay	128,450	130,211	131,456	144,442	144,442	144,442
53560 12	Overtime	11,280	14,291	13,146	7,000	7,000	7,000
Subtotal		139,730	144,502	144,602	151,442	151,442	151,442
Personnel Benefits							
53560 2100	Pension	22,858	21,614	20,230	20,626	20,626	20,626
53560 2200	Medicare	1,277	1,349	2,097	2,196	2,196	2,196
53560 2300	Health Insurance	10,095	10,671	11,432	12,295	12,295	12,295
53560 2400	Life Insurance	34	30	45	50	50	50
53560 2500	Workers' Comp	6,605	6,809	8,195	8,265	8,265	8,265
53560 2600	Unemployment	1,384	1,439	1,446	1,514	1,514	1,514
53560 2700	FICA	10	0	0	0	0	0
Subtotal		42,263	41,912	43,445	44,947	44,947	44,947
Supplies							
53560 31	Office Supplies	515	398	500	500	250	250
53560 32	Operating Supplies	4,740	8,286	5,500	5,500	5,500	5,500
53560 3201	Safety Supplies	461	1,066	1,000	1,000	750	750
53560 33	Maint Supplies	5,067	4,761	5,000	5,000	5,000	5,000
53560 34	Small Tools & Equip	7,529	3,915	5,000	5,000	5,000	5,000
53560 35	Inventory	189,749	182,158	200,000	200,000	200,000	200,000
53560 3501	Fuel		32,354	50,000	50,000	50,000	50,000
Subtotal		208,061	232,938	267,000	267,000	266,500	266,500
Services & Charges							
53560 41	Professional Services	15,756	436	400	400	400	400
53560 42	Communication	1,006	1,115	750	750	1,000	1,000
53560 4201	Communication Equip	1,500	0	450	450	0	0
53560 43	Travel & Training	1,719	564	2,000	2,500	2,000	2,000
53560 44	Advertising	76	0	0	0	0	0

501 Internal Service Fund
Motor Pool Expenditures

Account Number	Description	Prior Year Actual FY 94/95	Prior Year Actual FY 95/96	Current Year Budget FY 96/97	Budget Year Requested FY 97/98	Budget Year Recommended FY 97/98	Budget Year Approved FY 97/98
53560 4501	Vehicle Replacement	2,700	3,468	4,227	4,227	3,382	0
53560 46	Insurance - Property	27,280					
53560 4601	Insurance-Liability		27,234	30,000	30,000	30,000	30,000
53560 47	Utilities	8,346	7,456	8,500	8,500	8,000	8,000
53560 48	Repairs & Maint	1,224	1,217	1,100	1,100	1,100	1,100
53560 4801	Building Repairs		2,733	4,000	4,000	3,000	3,000
53560 49	Miscellaneous	35	101	100	100	100	100
53560 4911	PW Overhead	5,004	5,004	5,004	5,004	0	0
53560 4920	Motorpool O&M	13,671	10,998	20,940	14,200	11,850	11,850
Subtotal		78,317	60,326	77,471	71,231	60,832	57,450
Capital Outlays							
53560 6401	Other Equipment		5,476				
53560 6402	Computer Equipment		14,518	0	0	0	0
53560 6463	Fire Dept.	1,404					
53560 6465	#67 Plow Truck		66,877	0	0	0	0
53560 6467	Sidewalk/Snowblower		15,087	0	0	0	0
53560 6470	PMP&L		23,492	0	0	0	0
53560 6471	Water Utility		23,122	0	0	0	0
53560 6472	Wheel Loader		41,256	0	0	0	0
53560 6473	#90 Ambulance(Fire Dept)		0	97,000	0	0	0
53560 6474	#83 Pickup 4x4 (PW)		0	20,000	0	0	0
53560 6475	#98 Dumptruck (PW)		0	80,000	0	0	0
53560 6476	#87 Grader (PW)		0	120,000	0	0	0
53560 6478	Multi-use Truck		0	25,000	0	0	0
53560 6479	Sanitation				30,000	30,000	30,000
53560 6434	#105 Police Vehicle						31,000
Capital Outlays Subtotal		1,404	189,828	342,000	30,000	30,000	61,000
Motor Pool Total		469,775	669,506	874,518	564,620	553,721	581,339

501 Internal Service Fund
Motor Pool Narrative

Account #	Description	Narrative
53560 10	Regular Pay	Motor Pool Foreman \$46,592 2-Mechanics \$86,216 .33 Secretary \$11,634 (.33 Water .33 Wastewater) \$144,442
	Overtime	\$7,000
53560 2100	Pension	Public Employees Retirement System contribution
53560 2200	Medicare	Federal contribution
53560 2300	Health Insurance	Health insurance
53560 2400	Life Insurance	Life insurance
53560 2500	Workers' Comp	Worker's Compensation
53560 2600	Unemployment	Unemployment insurance
53560 2700	FICA	Social Security for employees not covered by PERS
53560 31	Office Supplies	General office supplies
53560 32	Operating Supplies	Paper products, cleaning supplies, heating fuel, general operating supplies
53560 3201	Safety Supplies	Protective gear and other required safety supplies
53560 33	Maint Supplies	Paint, nuts, bolts, general maintenance supplies
53560 34	Small Tools & Equip	Hand & power tools, software
53560 35	Inventory	Parts & material for equipment repairs, billed back to department users
53560 3501	Fuel	Gasoline & diesel
53560 41	Professional Services	Consultant fees, janitorial
53560 42	Communication	Telephone & postage
53560 4201	Communication Equip	
53560 43	Travel & Training	Travel expense, per diem, training seminars
53560 44	Advertising	Legal advertisement
53560 4501	Vehicle Replacement	Replacement cost for Motor Pool vehicle
53560 46	Insurance-Liability	Motor Pool Fleet Insurance
53560 47	Utilities	Electrical/Water/Sewer charges
53560 48	Repairs & Maint	Labor & supplies furnished by specialized personnel
53560 4801	Building Repairs	Improvements to Motor Pool facilities
53560 49	Miscellaneous	Miscellaneous expenses
53560 4911	PW Overhead	
53560 4920	Motorpool O&M	Vehicle repairs, maintenance & insurance

502 Internal Service Fund
Self Insured Trust

Program Description

The purpose of the Self Insurance Reserve Fund is to account for the accumulation of resources transferred to the fund by various city departments to be retained for settling uninsured claims against the city including legal costs and claims adjusting.

#502 Internal Service Fund
Self Insured Trust Revenues and Expenditures

	Prior Year Actual FY 95/96	Current Year Budget FY 96/97	Year To Date 12/31/96	Proposed Budget FY 97/98
Revenues				
Miscellaneous Revenues	17,667	14,600	4,028	12,500
Total Revenues	17,667	14,600	4,028	12,500
Expenditures				
	-	-	-	-
Total Expenditures	-	-	-	-
Current Revenues	17,667	14,600	4,028	12,500
Current Expenditures	-	-	-	-
Transfers (in or out)	-	-	-	-
Net Gain or Loss	17,667	14,600	4,028	12,500
Beginning Cash Reserve	284,326	274,621	301,993	306,021
Ending Cash Reserve	301,993	289,221	306,021	318,521

Significant Budget Changes

502 Internal Service Fund
Self Insured Trust Revenues

		Prior Year Actual	Prior Year Actual	Current Year Budget	Budget Year Requested	Budget Year Recommended	Budget Year Approved
Account #	Description	FY 94/95	FY 95/96	FY 96/97	FY 97/98	FY 97/98	FY 97/98
36000 10	Interest Earned	14,327	17,667	14,600	12,500	12,500	12,500
	Miscellaneous Subtotal	14,327	17,667	14,600	12,500	12,500	12,500
	Current Revenues Total	14,327	17,667	14,600	12,500	12,500	12,500

502 Internal Service Fund
Self Insured Trust Narrative

Account #	Description	Narrative
51920 41	Legal Expenses	
51920 46	Settlement Expenses	

504 Internal Service Fund
Geographic Information

Program Description

The Geographic Information Fund is a multi-department effort to update the urban base maps for the city and to develop a base layer for the development of a Geographic Information System.

Goals

To update the pre-1980 city urban base maps in digitized format which will allow for the accurate recording of city-wide land platting and mapping. The updated maps will be compatible with existing city equipment which will allow Community Development to perform any subsequent updating in office. This will allow the city to modify the urban base maps as features change - including property lines, subdivisions, street vacations, and road and utility improvements. When the GIS is developed, additional layers will be added to reflect land ownership, tax assessment, utility billing and other informational layers.

Objectives

- To update the urban base maps with aerial photography, ground control surveys and photogrammetric mapping.
- To complete land survey and property line mapping for inclusion with the urban base mapping.
- To prepare for future sewer, water and electrical utility mapping.
- To obtain training for Community Development Department personnel for AutoCad, ArcCad and GIS.
- To continue to monitor developments in Geographic Information System technology.

504 Internal Service Fund
Geographic Information Revenues and Expenditures

	Prior Year Actual FY 95/96	Current Year Budget FY 96/97	Year To Date 12/31/96	Proposed Budget FY 97/98
Revenues				
Interest Earned	382	-	2,126	-
Interfund Transfers	75,370	159,200	79,600	60,500
Total Revenues	75,752	159,200	81,726	60,500
Expenditures				
Supplies	-	500	325	1,000
Services & Charges	4,595	158,700	49,028	59,500
Capital Outlays	59,370	-	-	-
Total Expenditures	63,965	159,200	49,353	60,500
Current Revenues	382	-	2,126	-
Current Expenditures	63,965	159,200	49,353	60,500
Transfers (in or out)	75,370	159,200	79,600	60,500
Net Gain or Loss	11,787	-	32,373	-
Beginning Cash Reserv	59,714	71,501	71,501	71,501
Ending Cash Reserve	71,501	71,501	103,874	71,501

Contract with R&M Engineering to perform \$72,000 work in FY 95/96 and \$156,000 in FY 96/97, and \$56,500 in FY97/98)

504 Internal Service Fund
Geographic Information Revenues

		Prior Year	Prior Year	Current Year	Budget Year	Budget Year	Budget Year
		Actual	Actual	Budget	Requested	Recommended	Approved
Account #	Description	FY 94/95	FY 95/96	FY 96/97	FY 97/98	FY 97/98	FY 97/98
36000 10	Interest Earned	0	382	0	0	0	0
Miscellaneous Subtotal							
39710 01	General Fund	0	28,350	37,500	27,222	27,222	27,222
39710 51	Electrical Fund	0	10,432	91,700	13,278	13,278	13,278
39719 52	Water Fund	0	10,432	15,000	10,000	10,000	10,000
39750 53	Sewer Fund	0	10,432	15,000	10,000	10,000	10,000
39750 54	Sanation Utility	0	7,862	-			
39750 55	Harbor Port	0	7,862	-			
Interfund Transfers Subtotal		-	75,370	159,200	60,500	60,500	60,500
Current Revenues Total							
			75,752	159,200	60,500	60,500	60,500

504 Internal Service Fund
Geographic Information Expenditures

Account Number	Description	Prior Year Actual FY 94/95	Prior Year Actual FY 95/96	Current Year Budget FY 96/97	Budget Year Requested FY 97/98	Budget Year Recommended FY 97/98	Budget Year Approved FY 97/98
Supplies							
54110 31	Office Supplies	0	-	250	500	500	500
54110 32	Operating Supplies	0	-	250	500	500	500
Subtotal		-	-	500	1,000	1,000	1,000
Services & Charges							
54110 41	Professional Service	0	-	155,560	56,500	56,500	56,500
54110 43	Travel & Training	0	4,595	3,140	3,000	3,000	3,000
Subtotal		-	4,595	158,700	59,500	59,500	59,500
Capital Outlays							
54110 6415	GIS Mapping	0	59,370	-	-	-	-
Subtotal		-	59,370	-	-	-	-
Total		-	63,965	159,200	60,500	60,500	60,500

Geographic Information Narrative

	Description	Narrative
54110 31	Office Supplies	General office supplies
54110 32	Operating Supplies	General operating supplies
54110 41	Professional Services	Contract with R&M Engineering
54110 43	Travel & Training	Travel and training for Autocad and GIS training.
54110 6415	Capital Outlays	

#301 72 Capital Projects
Project Title: Cabin Creek Water Reservoir

Program Description
More and more frequently, the City of Petersburg experiences shortages in it's supply of raw water due to the size of the existing City Creek watershed. This is typically during periods of below average precipitation and high demand from our industrial customers, the fish processing industry.
The purpose of this project is to develop an additional watershed, dam, impoundment area, 7.2 miles of access road and pipeline with a pump station to boost the gravity flow to match water demand.
Goals
Construct a new dam impoundment area, piping, pumping system and access road to provide a continuous minimum year-round water supply of 4 million gallons per day regardless of prevailing weather conditions.
Objectives
The new watershed at Cabin Creek will increase the available drainage area to an additional 5.6 square miles which is almost 2½ times larger than our current City Creek watershed. The dam which will consist of a simple, thirty foot high, rock filled structure will create an impoundment area that will hold 751 acre feet of water which is 5 times as large as our existing reservoir.
The water will be conveyed to the water treatment plant through a 20 inch pipe. We anticipate being able to gravity flow 1.5 million gallons perday. A pumping facility will be constructed to provide the increasing demand that industry requires. The pumping facility will be sized to provide 4 million gallons per day.

#301 72 Capital Projects
 Project Title: Cabin Creek Water Reservoir
 Revenues and Expenditures

	Prior Years	Current Year FY 96/97	Recommended Budget Year FY 97/98	Project Total
Revenues				
Grants	3,833,000	1,498,000	-	5,331,000
Interfund Transfers	500,000	500,000	2,295,823	3,295,823
Other Revenues	1,000,000	-	-	1,000,000
Total Revenues	5,333,000	1,998,000	2,295,823	9,626,823
Expenditures				
Reservoir	2,021,243	2,283,273		4,304,516
Transmission Line			5,322,307	5,322,307
Total Expenditures	2,021,243	2,283,273	5,322,307	9,626,823
Project Cash Reserve				-

#301 -72 Capital Projects
Project Title: Cabin Creek Water Reservoir
Revenues

		Prior Years	Current Year	Recommended	Project
		Revenues	Revenues	Budget Year	Revenues
Account #	Description		FY 96/97	FY 97/98	Total
Grants					
33600 09 72	DEC 68523	400,000	-	-	
33600 07 72	DOA 491 903	733,000	-	-	
33600 21 72	DOA 49400 02	1,700,000	-	-	
33300 02 72	EDA Grant 070103583	1,000,000			
33600 41 72	DEC 68524		1,498,000		
Subtotal		3,833,000	1,498,000	-	5,331,000
					-
Interfund Transfers					
38710 01 72	General Fund	500,000	500,000	2,295,823	
Subtotal		500,000	500,000	2,295,823	3,295,823
Other Revenues					
3950011 72	Timber Sale	1,000,000			
Subtotal		1,000,000			1,000,000
Revenues Total		5,333,000	1,998,000	2,295,823	9,626,823

#301- 72 Capital Projects
 Project Title: Cabin Creek Water Reservoir
 Expenditures

Account Number	Description	Prior Years	Current Year	Recommended	Project
		Expenditures	Budget	Budget Year	Expenditures
			FY 96/97	FY 97/98	Total
50220 11 72	Salaries & Benefits		49,685	21,307	70,992
50220 31 72	Office Supplies		1,000	500	1,500
50220 34 72	Small Tools & Equipment		2,000	500	2,500
50220 41 72	Professional Services		15,000		15,000
50220 4101 72	Architects/Engineers		-		-
50220 4104 72	Inspection		154,000	200,000	354,000
50220 4108 72	Contractor		1,859,628	4,590,000	6,449,628
50220 42 72	Communications		-		-
50220 43 72	Travel		2,000		2,000
50220 44 72	Printing & Advertising		2,000		2,000
50220 45 72	Rentals & Leases		5,000		5,000
50220 49 72	Miscellaneous		-		-
50220 4909 72	Contingency		191,960	510,000	701,960
50220 4804 72	Permitting		1,000		1,000
	Combined History	2,021,243			2,021,243
	Transmission Line				-
					-
Expenditures Total		2,021,243	2,283,273	5,322,307	9,626,823

#301 - 08 Capital Projects
Project Title: Scow Bay Water

Program Description

Homes and businesses in the Scow Bay area are not supplied with public water services. Residents of the area rely on individual wells or small, unprotected surface sources of water. The Scow Bay water project will provide city water service to the area.

Goals

To extend the public water system to the Scow Bay Area.

Objectives

The water system extension will consist of 1) a new main from the existing water storage tanks to a new 2 million gallon water storage tank on a hill above Scow Bay, 2) the new water storage tank, 3) a new main from the new tank to the Mitkof Highway, 4) a new main along the Mitkof Highway from the existing city system at the State Ferry Terminal to the new main from the new water tank and south to mile 4 of the Mitkof Highway, 5) side lateral mains on King's Row, Cornelius road, Lyon's road, Hungerford Hill road, and Scow Bay Loop road. The water system will include fire hydrants along the mains, service connections to users and all required valves and fittings. The water system will be capable of providing adequate fire flows to the areas served in addition to normal daily consumption. The system is to provide a safe and dependable water supply in the Scow Bay area and to make the existing system in Petersburg more reliable. The new tank will provide additional storage. The new main along Mitkof Highway will supply the downtown Petersburg area from the new tank.

#301 - 08 Capital Projects
 Project Title: Scow Bay Water
 Revenues and Expenditures

	Prior Years	Current Year FY 95/96	Recommended Budget Year FY 96/97	Project Total
Revenues				
Grants	250,000	-	1,547,000	1,797,000
Loans	-	-	647,417	647,417
Interfund Transfers/Cash Reserves	145,100	47,000	-	192,100
Other Revenues				-
Total Revenues	395,100	47,000	2,194,417	2,636,517
Expenditures				
Combined History	403,787			403,787
Project Development		47,000		47,000
Construction Phase 1A			2,185,730	2,185,730
Phase 1B Pipeline				
Phase 2 Tanks & Site				
Phase 3 Water Distribution				
Phase 4 Main Line				
Phase 5 Side Laterals				
Total Expenditures	403,787	47,000	2,185,730	2,636,517
Project Cash Reserve				-

#301 - 08 Capital Projects
 Project Title: Scow Bay Water
 Revenues

Account #	Description	Prior Years	Current Year	Recommended	Project
		Revenues	Revenue	Budget Year	Revenues
		Actual	FY 96/97	FY 97/98	Total
Grants					
33600 22 08	DOA 4/94-006	250,000	-		
33600 3208	DOA '98			1,547,000	
Total		250,000	-	1,547,000	1,797,000
Loans					
39300 52	DEC Loan			647,417	
Total				647,417	647,417
Interfund Transfers					
39710 01 08	General Fund/Cash Reserves	145,100	47,000		
Subtotal		145,100	47,000		192,100
Current Revenues Total		395,100	47,000	2,194,417	2,636,517

#301 - 08 Capital Projects
Project Title: Scow Bay Water
Expenses

Account Number	Description	Prior Years Expenditures	Current Year Budget FY 96/97	Recommended	Project
				Budget Year Expenditures FY 97/98	Expenditures Total
50220 11 08	Salaries & Benefits		10,000	12,726	22,726
50220 31 08	Supplies		400	400	800
50220 34 08	Small Tools & Equipment		600	500	1,100
50220 41 08	Professional Services		27,000		27,000
50220 4101 08	Architects/Engineers			25000	25,000
50220 4104 08	Inspection			50000	50,000
50220 4108 08	Contractor				-
50220 42 08	Communications		500		500
50220 43 08	Travel		6,000		6,000
50220 44 08	Printing & Advertising		500		500
50220 45 08	Rentals & Leases		500		500
50220 49 08	Miscellaneous		1,000		1,000
50220 4909 08	Contingency				-
50220 4804 08	Permitting		500		500
Project Development Subtotal			47,000		
	Combined History	403,787			403,787
	Construction - Phase 1A			2,097,104	2,097,104
Expenditures Total		403,787	47,000	2,185,730	2,636,517

#301 - 12 Capital Projects
Project Title: Harbor Expansion and Renovation

Program Description - Harbor Expansion & Renovation
Expand and renovate the small boat harbors in the City of Petersburg.
Goals
To provide additional moorage space and accouterments for commercial vessels and recreational boats. To provide moorage space and access for tour ships.
Objectives
Identify, research and evaluate options for phased approach. Complete final design. Prepare contract documents. Advertise and bid for construction Construction contract.

#301 - 12 Capital Projects:
 Project Title: Harbor Expansion and Renovation
 Revenues and Expenditures

	Prior Years	Current Year FY 96/97	Recommended Budget Year FY 97/98	Project Total
Revenues				
Grants	400,928	84,000	84,180	569,108
Interfund Transfers/Port Authority	52,251	14,112	17,256	83,619
Other Revenues				
Total Revenues	453,179	98,112	101,436	652,727
Expenditures				
Combined History	204,675			204,675
Project Development		401,700	13,422	415,122
Construction				
Total Expenditures	204,675	401,700	13,422	619,797
Project Cash Reserve				32,930

#301 - 12 Capital Projects
 Project Title: Harbor Expansion and Renovation
 Revenues

Account #	Description	Prior Years	Current Year	Recommended	Project
		Revenues	Revenues	Budget Year	Revenues
			FY 96/97	FY 97/98	Total
Grants					
33600 26 12	Matching Grant '94	140,778	-	-	140,778
33600 27 12	Matching Grant '95	133,224		-	133,224
33600 28 12	Matching Grant '96	126,926			126,926
33600 29 12	Matching Grant '97		84,000		84,000
33600 31 12	Matching Grant '98			84,180	84,180
Subtotal		400,928	84,000	84,180	569,108
					-
Interfund Transfers					
39710 5901 12	Port/Harbor Trust	52,251	14,112	17,256	83,619
Subtotal		52,251	14,112	17,256	83,619
					-
Current Revenues Total		453,179	98,112	101,436	652,727

#301 - 12 Capital Projects
 Project Title: Harbor Expansion and Renovation
 Expenditures

Account Number	Description	Prior Years Expenditures	Current Year Budget FY 96/97	Recommended	Project Expenditures Total
				Budget Year Expenditures FY 97/98	
53520 11 12	Salaries & Benefits		10,000	12,922	22,922
53520 31 12	Supplies		200	500	700
53520 34 12	Small Tools & Equipment		300		300
53520 41 12	Professional Services				-
53520 4101 12	Architects/Engineers		389,000		389,000
53520 4104 12	Inspection				-
53520 4108 12	Contractor				-
53520 42 12	Communications		200		200
53520 43 12	Travel		1,000		1,000
53520 44 12	Printing & Advertising		200		200
53520 45 12	Rentals & Leases				-
53520 49 12	Miscellaneous		500		500
53520 4909 12	Contingency				-
53520 4804 12	Permitting		300		300
	Combined History	204,675			204,675
	Phase 1 - Dredging & Demolition				
Expenditures Total		204,675	401,700	13,422	619,797

#301 - 73 Capital Projects
Project Title: 24.9KV Line Upgrade

Program Description - 24.9KV Line Upgrade
Rebuild old existing delta system with new wye system. This project is a long-term project with an expected completion date in 1999/2000.
Goals
To relieve electrical harmonics from system. To decrease emergency outage time. To reduce operational and maintenance costs. To improve overall efficiency of system. To decrease power purchase cost and increase revenues by decreasing line losses.
Objectives
Remove 2400/4160 volt circuits from system. Install new 14,400/24940 volt wye system.

#301 - 73 Capital Projects
 Project Title: 24.9KV Line Upgrade
 Revenues and Expenditures

	Prior Years	Current Year FY 96/97	Recommended Budget Year FY 97/98	Project Total
Revenues				
Grants				
Interfund Transfers	924,134	124,829	149,437	1,198,400
Other Revenues				
Total Revenues	924,134	124,829	149,437	1,198,400
Expenditures				
Rentals & Leases		22,160	22,160	44,320
Materials		102,669	127,277	229,946
Combined History	924,134	-		924,134
Total Expenditures	924,134	124,829	149,437	1,198,400
Project Cash Reserve				-

#301 - 73 Capital Projects
 Project Title: 24.9KV Line Upgrade
 Revenues

		Recommended			
		Prior Years	Current Year	Budget Year	Project
		Revenues	Revenues	Revenues	Revenues
Account #	Description		FY 96/97	FY 97/98	Total
Interfund Transfers					
39710 51 73	Electric Utility	924,134	124,829	149,437	1,198,400
Subtotal		924,134	124,829	149,437	1,198,400
Revenues Total		924,134	124,829	149,437	1,198,400

#301 - 73 Capital Projects
 Project Title: 24.9KV Line Upgrade
 Expenditures

Account Number	Description	Prior Years	Current Year	Recommended	Project
		Expenditures	Expenditures	Budget Year Expenditures	Expenditures
			FY 96/97	FY 97/98	Total
50110 11 73	Salaries & Benefits				
50110 31 73	Supplies				
50110 34 73	Small Tools & Equipment				
50110 41 73	Professional Services				
50110 4101 73	Architects/Engineers				
50110 4104 73	Inspection				
50110 4108 73	Contractor				
50110 42 73	Communications				
50110 43 73	Travel				
50110 44 73	Printing & Advertising				
50110 45 73	Rentals & Leases		22,160	22,160	44,320
50110 49 73	Miscellaneous				
50110 4909 73	Contingency				
50110 4804 73	Permitting				
	Combined History	924,134	-		924,134
	Materials		102,669	127,277	229,946
Expenditures Total		924,134	124,829	149,437	1,198,400

#301 - 62 Capital Projects
Project Title: Auto Load Control

Program Description - Auto Load Control
Install automatic reclosures at specific locations within electrical system. Install automatic radio control to operate the reclosures with existing SCADA at power plant.
Goals
Reduce outage time during emergency outages for customers. Recover electrical sales faster during emergency conditions.
Objectives
Install reclosures as per the Power Engineering, Inc. and SSR coordination studies of Tyee and local electrical system. Install the reclosures radio control into the present SCUD system.

#301 - 62 Capital Projects:
 Project Title: Auto Load Control
 Revenues and Expenditures

	Prior Years	Current Year FY 96/97	Recommended Budget Year FY 97/98	Project Total
Revenues				
Grants				
Interfund Transfers	95,355	-	167,042	262,397
Other Revenues				
Total Revenues	95,355	-	167,042	262,397
Expenditures				
Rentals & Leases		9,000	9,000	18,000
Materials		124,905	24,137	149,042
Combined History	95,355	-		95,355
Total Expenditures	95,355	133,905	33,137	262,397
Project Cash Reserve				-

#301 - 62 Capital Projects
 Project Title: Auto Load Control
 Revenues

				Recommended	
		Prior Years	Current Year	Budget Year	Project
		Revenues	Revenues	Revenues	Revenues
Account #	Description		FY 96/97	FY 97/98	Total
Interfund Transfers					
39710 51 62	Electric Utility	95,355	-	167,042	262,397
Subtotal					
Current Revenues Total		95,355	-	167,042	262,397

#301 62 Capital Projects
Project Title: Auto Load Control
Expenditures

Account Number	Description	Prior Years	Current Year	Recommended	Project
		Expenditures	Expenditures	Budget Year Expenditures	Expenditures
			FY 96/97	FY 97/98	Total
50110 11 62	Salaries & Benefits				
50110 31 62	Supplies				
50110 34 62	Small Tools & Equipment				
50110 41 62	Professional Services				
50110 4101 62	Architects/Engineers				
50110 4104 62	Inspection				
50110 4108 62	Contractor				
50110 42 62	Communications				
50110 43 62	Travel				
50110 44 62	Printing & Advertising				
50110 45 62	Rentals & Leases		9,000	9,000	18,000
50110 49 62	Miscellaneous				-
50110 4909 62	Contingency				-
50110 4804 62	Permitting				-
	Combined History	95,355			95,355
	Materials		124,905	24,137	149,042
					-
Expenditures Total		95,355	133,905	33,137	262,397

#301 - 03 Capital Projects
Project Title: Hospital/2nd Street Improvements

Program Description - Hospital/2nd Street Improvements

Project Scope: Project includes 2nd Street from the unpaved side of Dolphin Street intersection to Haugen Drive intersection and one block on Excel, Fram and Gjoa Streets from 1st Street to 2nd Street intersection.

Goals

Improvements will include the excavation of unstable materials, full excavation on 2nd Street, placement of shot rock in the road prism to stabilize the roadway, replacement of the water and sewer laterals, replacement of water/sewer main systems where needed, replacement and upgrade of the existing storm drainage system, addition of retaining wall on Excel Street east side, addition of new curb and gutters, addition of sidewalks and paving of the entire improvement area. Replacement of water line on 2nd Street also includes the removal of old asbestos pipe.

#301 - 03 Capital Projects:
 Project Title: Hospital/2nd Street
 Improvements
 Revenues and Expenditures

	Prior Year	Current Year	Recommended	Project Total
	Actual FY 95/96	Budget FY 96/97	Budget Year	
			FY 97/98	
Revenues				
Interfund Transfers - Cash Reserves		113,500		113,500
Total Revenues		113,500		113,500
Expenditures				
Salaries & Benefits				-
Engineering		32,194		32,194
Contractor			1,000,000	1,000,000
Contingency				-
Inspection Services				-
Total Expenditures		32,194	1,000,000	1,032,194
Project Cash Reserve				(918,694)

#301 - 03 Capital Projects
 Project Title: Hospital/2nd Street
 Improvements
 Revenues

		Prior Years	Current Year	Recommended	Project
		Revenues	Revenues	Budget Year	Revenues
Account #	Description	Actual	FY 96/97	FY 97/98	Total
Interfund Transfers					
39710 01 03	General Fund - Cash Reserves		113,500		113,500
Subtotal					
Revenues Total					113,500

#301 - 03 Capital Projects
 Project Title: Hospital/2nd Street
 Improvements
 Expenditures

Account Number	Description	Prior Years	Current Year	Recommended	Project
		Expenditures	Expenditures	Budget Year	Expenditures
			FY 96/97	FY 97/98	Total
53410 11 03 03	Salaries & Benefits				-
53410 31	Supplies				
53410 34 03	Small Tools & Equipment				
53410 41 03	Professional Services				
53410 4101 03	Architects/Engineers		32,194		32,194
53410 4104 03	Inspection				-
53410 4108 03	Contractor			1,000,000	1,000,000
53410 42 03	Communications				
53410 43 03	Travel				
53410 44 03	Printing & Advertising				
53410 45 03	Rentals & Leases				
53410 49 03	Miscellaneous				
53410 4909 03	Contingency				-
53410 4804 03	Permitting				
	Combined History				
	Materials				
Expenditures Total		-	32,194	1,000,000	1,032,194

#301 - 31 Capital Projects
Project Title: Middle School Roof Repair

Program Description - Middle School Roof Repair

Project Scope: Repair of the middle school roof to include removal of the high, mid and low roof fascia, remove mid and low roof soffit, removal of gutter and cap downspouts, infill over gutters, add closures with sealant and metal covers, insulate ductwork, correct detailing, install new three foot fascia and new soffit-vinyl.

#301 - 31 Capital Projects:
 Project Title: Middle School Roof Repairs Revenues and Expenditures

	Prior Year	Current Year	Recommended	Project Total
	Actual FY 95/96	Budget FY 96/97	Budget Year	
			FY 97/98	
Revenues				
Interfund Transfers - Cash Reserves			130,000	130,000
Total Revenues			130,000	130,000
Expenditures				
Salaries & Benefits				
Engineering				
Contractor			137,855	37,855
Contingency				
Inspection Services				
Total Expenditures			137,855	137,855
Project Cash Reserve				(7,855)

#301 - 31 Capital Projects
 Project Title: Middle School Roof Reparis
 Revenues

		Prior Years	Current Year	Recommended	Project
		Revenues	Revenues	Budget Year	Revenues
Account #	Description	Actual	FY 96/97	FY 97/98	Total
Interfund Transfers					
39710 01 31	General Fund - Cash Reserves			130,000	130,000
Subtotal					
Revenues Total				130,000	130,000

#301 - 31 Capital Projects
 Project Title: Middle School Roof Repairs
 Expenditures

Account Number	Description	Prior Years	Current Year	Recommended	Project
		Expenditures	Expenditures	Budget Year	Expenditures
			FY 96/97	FY 97/98	Total
53410 11 31	Salaries & Benefits				-
53410 31	Supplies				
53410 34 31	Small Tools & Equipment				
53410 41 31	Professional Services				
53410 4101 31	Architects/Engineers				
53410 4104 31	Inspection				
53410 4108 31	Contractor			137,855	137,855
53410 42 31	Communications				
53410 43 31	Travel				
53410 44 31	Printing & Advertising				
53410 45 31	Rentals & Leases				
53410 49 31	Miscellaneous				
53410 4909 31	Contingency				
53410 4804 31	Permitting				
	Combined History				
	Materials				
Expenditures Total		-		137,855	137,855

#201 - Special Revenue Fund
Debt Service Fund

Program Description

The debt service fund is used to account for the accumulation of resources and payment of general obligation bond principal and interest from governmental resources and special assessment bond principal and interest from special assessments levies when the government is obligated in some manner for the payment.

#201 - Special Revenue Fund
Debt Service Fund Revenues and Expenditures

	Prior Year Actual FY 95/96	Current Year Budget FY 96/97	Year To Date 12/31/96	Proposed Budget FY 97/98
Revenues				
Miscellaneous Revenues	5,400	3,500	681	3,800
Interfund Transfers	938,560	637,827	158,608	632,570
Total Revenues	943,960	641,327	159,289	636,370
Expenditures				
Long Term Debt	938,560	637,827	158,608	632,570
Total Expenditures	938,560	637,827	158,608	632,570
Current Revenues	5,400	3,500	(681)	3,800
Current Expenditures	938,560	637,827	158,608	632,570
Transfers in or (out)	938,560	637,827	158,608	632,570
Net Gain or Loss	5,400	3,500	(681)	3,800
Beginning Cash Reserve	69,582	74,982	74,982	78,482
Ending Cash Reserve	74,982	78,482	74,301	82,282

Significant Budget Changes

Debt Service for 1988 GO Bond for the Incinerator/Baler was moved to the Sanitation Fund budget on FY 96/97.

#201 - Special Revenue Fund
Debt Service Revenues

		Prior Year	Prior Year	Current Year	Budget Year	Budget Year	Budget Year
		Actual	Actual	Budget	Requested	Recommended	Approved
Account #	Description	FY 94/95	FY 95/96	FY 96/97	FY 97/98	FY 97/98	FY 97/98
36000 10	Interest Earning	3,571	5,400	3,500	3,800	3,800	3,800
Miscellaneous Subtotal		3,571	5,400	3,500	3,800	3,800	3,800
Interfund Transfers							
39710 01	Gen Fund/Non-Dept.	956,782	938,560	637,827	632,570	632,570	632,570
Subtotal		956,782	938,560	637,827	632,570	632,570	632,570
Current Revenues Total		960,353	943,960	641,327	636,370	636,370	636,370

#201 - Special Revenue Fund
Debt Service Expenditures

Account Number	Description	Actual FY 94/95	Prior Year Actual FY 95/96	Current Year Budget FY 96/97	Budget Year Requested FY 97/98	Budget Year Recommended FY 97/98	Budget Year Approved FY 97/98
1975 GO Bond							
51962 71	Principal	250,000	270,000	-	-	-	-
51962 72	Interest	31,600	10,800	-	-	-	-
Subtotal		281,600	280,800	-	-	-	-
1983 GO Bond							
51963 71	Principal	185,000	185,000	185,000	185,000	185,000	185,000
51963 72	Interest	73,630	55,315	37,000	18,500	18,500	18,500
Subtotal		258,630	240,315	222,000	203,500	203,500	203,500
1984/86/93 Utility GO Bond							
51964 71	Principal	91,000	97,000	96,000	95,000	95,000	95,000
51964 72	Interest	49,415	42,097	35,357	29,875	29,875	29,875
Subtotal		140,415	139,097	131,357	124,875	124,875	124,875
1989 Community School GO Bond							
51966 71	Principal	2,000	215,000	235,000	250,000	250,000	250,000
51966 72	Interest	76,137	63,348	49,470	54,195	54,195	54,195
Subtotal		78,137	278,348	284,470	304,195	304,195	304,195
Total		758,782	938,560	637,827	632,570	632,570	632,570

#201 - Special Revenue Fund
Debt Service Fund Narrative

Account #	Description	Narrative
51962 71	Principal	1975 School Construction - High School Classrooms & Gymnasium
51962 72	Interest	Paid off August, 1995. FY '98 is the last year of re-imburement (2 yr. lag).
51963 71	Principal	1983 School Construction - Middle School/High School
51963 72	Interest	Pay off June 1998 with final re-imburement in FY '98.
51964 71	Principal	1984 Downtown utilities upgrade & sewer extension to cemetery
51964 72	Interest	Pay-off October 1, 2004
51966 71	Principal	1989 School/community gymnasium
51966 72	Interest	Pay-off July 1, 1999 with final re-imburement FY '00.

624 Special Revenue Fund
School Reserve

Program Description

The purpose of the School Reserve Fund is to account for the accumulation of funds received through the Federal Timber Receipts program. These funds are restricted to school district expenses.

624 Special Revenue Fund
 School Reserve Revenues and Expenditures

	Prior Year Actual FY 95/96	Current Year Budget FY 96/97	Year To Date 12/31/96	Proposed Budget FY 97/98
Revenues				
State Aid/Operating Reserve	687,679	400,000	-	250,000
Miscellaneous Revenues	34,117	20,942	23,965	12,500
Total Revenues	721,796	420,942	23,965	262,500
Expenditures				
Operations and Maintenance	661,939	700,000	700,000	700,000
Total Expenditures	661,939	700,000	700,000	700,000
Current Revenues	721,796	420,942	23,965	262,500
Current Expenditures	661,939	700,000	700,000	700,000
Transfers (in or out)	-	-	-	-
Net Gain or Loss	59,857	(279,058)	(676,035)	(437,500)
Beginning Cash Reserve	671,496	731,353	731,353	610,600
Ending Cash Reserve	731,353	452,295	55,318	173,100

Significant Budget Changes

624 Special Revenue Fund
School Reserve Revenues

		Prior Year	Prior Year	Current Year	Budget Year	Budget Year	Budget Year
		Actual	Actual	Budget	Requested	Recommended	Approved
Account #	Description	FY 94/95	FY 95/96	FY 96/97	FY 97/98	FY 97/98	FY 97/98
33500 10	Timber Receipts Revenue	807,923	687,679	400,000	250,000	250,000	250,000
State Aid Operating Grants Subtotal		807,923	687,679	400,000	250,000	250,000	250,000
36000 10	Interest Earned	26,707	34,117	20,942	12,500	12,500	12,500
Miscellaneous Subtotal		26,707	34,117	20,942	12,500	12,500	12,500
Current Revenues Total		834,630	721,796	420,942	262,500	262,500	262,500

624 Special Revenue Fund
 School Reserve Expenditures

Account Number	Description	Prior Year Actual FY 94/95	Prior Year Actual FY 95/96	Current Year Budget FY 96/97	Budget Year Requested FY 97/98	Budget Year ecommende FY 97/98	Budget Year Approved FY 97/98
51330 4921	Public School Operations	250,000	661,939	700,000	700,000	700,000	700,000
	Operations Subtotal	250,000	661,939	700,000	700,000	700,000	700,000
	Current Expenditures Total	250,000	661,939	700,000	700,000	700,000	700,000

624 Special Revenue Fund
School Reserve Narrative

Account #	Description	Narrative
51330 4921	Public Schools	Operations and maintenance

625 Special Revenue Fund
Streets and Roads Reserve

Program Description

The purpose of the Streets and Roads Reserve Fund is to account for the accumulation of funds received through the Federal Timber Receipts program. These funds are restricted to use for local streets and roads capital and maintenance projects.

625 Special Revenue Fund
 Streets and Roads Reserve
 Revenues and Expenditures

	Prior Year Actual FY 95/96	Current Year Budget FY 96/97	Year To Date 12/31/96	Proposed Budget FY 97/98
Revenues				
Timber Receipts	37,583	20,000	-	12,000
Interest Earned	1,869	950	1,599	1,000
Total Revenues	39,452	20,950	1,599	13,000
Expenditures				
Capital Construction	45,000	-	-	-
Total Expenditures	45,000	-	-	-
Current Revenues	39,452	20,950	1,599	13,000
Current Expenditures	45,000	-	-	-
Transfers (in or out)	-	-	-	-
Net Gain or Loss	(5,548)	20,950	1,599	13,000
Beginning Cash Reserve	43,223	37,675	37,675	75,030
Ending Cash Reserve	37,675	58,625	39,271	88,030

Significant Budget Changes

625 Special Revenue Fund
Streets and Roads Reserve Revenues

		Prior Year	Prior Year	Current Year	Budget Year	Budget Year	Budget Year
		Actual	Actual	Budget	Requested	Recommended	Approved
Account #	Description	FY 94/95	FY 95/96	FY 96/97	FY 97/98	FY 97/98	FY 97/98
33500 10	Timber Receipts	43,408	37,583	20,000	12,000	12,000	12,000
36000 10	Interest Earned	2,250	1,869	950	1,000	1,000	1,000
Current Revenues Total		45,658	39,452	20,950	13,000	13,000	13,000

625 Special Revenue Fund
 Streets and Roads Reserve
 Expenditures

Account Number	Description	Prior Year Actual FY 94/95	Prior Year Actual FY 95/96	Current Year Budget FY 96/97	Budget Year Requested FY 97/98	Budget Year Recommended FY 97/98	Budget Year Approved FY 97/98
59710 01	General Fund		45,000	-	-	-	-
59710 06	Capital Projects	21,000	-	-	-	-	-
Expenditures Total		21,000	45,000	-		-	-

625 Special Revenue Fund
Streets and Roads Reserve Narrative

Account #	Description	Narrative
59710 06	Operating Transfer	Capital improvements for streets and roads

Program Description
The Land Development Fund has been created to designate the use of revenues from the sale of city owned real property to further the development of property for future disposal.
Goals
To facilitate the disposal of undeveloped city-owned land by installing improvements such as road, water, sewer and electrical service.
Objectives
<ul style="list-style-type: none">- To assist the public in obtaining city-owned parcels for development.- To investigate obtaining transfer of state-owned tidelands to the city.

626 Special Fund
Land Development Revenues and Expenditures

	Prior Year Actual FY 95/96	Current Year Budget FY 96/97	Year To Date 12/31/96	Proposed Budget FY 97/98
Revenues				
Survey & Appraisal	3,706	-	3,340	5,000
Interest	11,051	10,000	7,641	5,000
Sale of Land	141,008	136,800	-	50,000
Total Revenues	155,765	146,800	10,981	60,000
Expenditures				
Professional Services	6,112	9,000	1,521	10,000
Travel and Training	436	1,000	429	-
Advertising/Printing	127	1,000	18	1,000
Land Aquisition				
Site Development				
Total Expenditures	6,675	11,000	1,968	11,000
Current Revenues	155,765	146,800	10,981	60,000
Current Expenditures	6,675	11,000	1,968	11,000
Transfers in or (out)	0	0	0	0
Net Gain or Loss	149,090	135,800	9,013	49,000
Beginning Cash Rese	187,252	336,342	472,142	472,142
Ending Cash Reserve	336,342	472,142	481,155	521,142

Significant Budget Changes

Land Development Revenues

		Prior Year	Prior Year	Current Year	Budget Year	Budget Year	Budget Year
		Actual	Actual	Budget	Requested	Recommended	Approved
Account #	Description	FY 94/95	FY 95/96	FY 96/97	FY 97/98	FY 97/98	FY 97/98
Services & Charges							
34100 30	Survey & Appriasal	800	3,706	-	5,000	5,000	5,000
Subtotal		800	3,706	-	5,000	5,000	5,000
Miscellaneous							
36000 10	Interest Earned	10,107	11,051	10,000	5,000	5,000	5,000
Subtotal		10,107	11,051	10,000	5,000	5,000	5,000
Sale of Land/Buildings							
39500 10	Sale of Land/Buildings	-	141,008	136,800	50,000	50,000	50,000
Subtotal		-	141,008	136,800	50,000	50,000	50,000
Current Revenues Total		10,907	155,765	146,800	60,000	60,000	60,000

626 Special Fund
Land Development Expenditures

Account Number	Description	Prior Year	Prior Year	Current Year	Budget Year	Budget Year	Budget Year
		Actual	Actual	Budget	Requested	Recommended	Approved
		FY 94/95	FY 95/96	FY 96/97	FY 97/98	FY 97/98	FY 97/98
Services & Charges							
53910 41	Professional Services	800	6,112	9,000	10,000	10,000	10,000
53910 43	Travel & Training		436	1,000	2,500	-	-
53910 44	Advertising & Printing	49	127	1,000	5,000	1,000	1,000
Subtotal		849	6,675	11,000	17,500	11,000	11,000
Capital Outlays							
53910 6104	Land Acquisition			38,000	-	-	-
	Site Development		-				
Subtotal		0	-	38,000	-	-	-
Total		849	6,675	49,000	17,500	11,000	11,000

Land Development Narrative

Account #	Description	Narrative
53910 41	Professional Services	Surveying, appraisal, etc.
53910 43	Travel & Training	Travel related to land development and permitting.
53910 44	Advertising & Printing	Advertising and printing.
53910 6104	Land Acquisition	Land Acquisition.

#105 Special Revenue Fund

Program Description
Special revenue funds are used to account for specific revenues that are legally restricted to expenditure for particular purposes. They are used primarily to provide separate accounting for grant funds.
Goals
The goal in providing this separate accounting procedure is to clearly distinguish between funds necessary for operation and maintenance of city functions and funds received for specific purposes.

#105 Special Revenue Fund
Revenues and Expenditures

	Prior Year Actual FY 95/96	Current Year Budget FY 96/97	Year To Date 12/31/96	Proposed Budget FY 97/98
Revenues				
State Grants	36,924	49,120	11,458	55,820
Total Revenues	36,924	49,120	11,458	55,820
Expenditures				
Grant Pass Through	38,877	49,120	15,695	55,820
Total Expenditures	38,877	49,120	15,695	55,820
Current Revenues	36,924	49,120	11,458	55,820
Current Expenditures	38,877	49,120	15,695	55,820
Net Transfers In or (Out)				
Net Gain or Loss	(1,953)	-	(4,237)	-
Beginning Cash Reserve	2,244	291	291	291
Ending Cash Reserve	291	291	(3,946)	291

Significant Budget Changes

#105 Special Revenue Fund
Revenues

		Prior Year Actual	Prior Year Actual	Current Year Budget	Budget Year Requested	Budget Year Recommended	Budget Year Approved
Account #	Description	FY 94/95	FY 95/96	FY 96/97	FY 97/98	FY 97/98	FY 97/98
33500 04	Day Care Assistance	10,936	17,067	12,640	26,350	26,350	26,350
33500 08	AK Coastal Management Grant	500	900	1,000	1,000	1,000	1,000
33500 09	Day Care Assistance TCC	1,907	1,426	4,700	-	-	-
33500 11	DES Grant LEPC	2,506	2,818	12,520	10,000	10,000	10,000
33500 12	Day Care Assist. Block Grant	13,895	1,954	-	-	-	-
33500 13	HMTUSA (ADES)	4,336					
33500 14	ARA Day Care Grant (Federal)		12,759	13,400	11,770	11,770	11,770
33500 15	Day Care Administration		-	4,860	6,700	6,700	6,700
Grants Subtotal		34,080	36,924	49,120	55,820	55,820	55,820
Current Revenues Total		34,080	36,924	49,120	55,820	55,820	55,820

#105 Special Revenue Fund
Expenditures

Account Number	Description	Prior Year	Prior Year	Current Year	Budget Year	Budget Year	Budget Year
		Actual	Actual	Budget	Requested	Recommended	Approved
		FY 94/95	FY 95/96	FY 96/97	FY 97/98	FY 97/98	FY 97/98
53660 4301	Ak Coastal Management Grant	582	1,200	1,000	1,000	1,000	1,000
56010 4931	Day Care Assistance Admin	3,481	5,962	2,800	6,700	6,700	6,700
56010 4932	Day Care Subsidy	8,020	15,033	14,700	26,350	26,350	26,350
56010 4933	DES Grant LEPC	2,596	2,818	12,520	10,000	10,000	10,000
56010 4941	Day Care Assistance TCC Admin	729	376	700	-	-	-
56010 4942	Day Care Assistance TCC	1,024	814	3,500	-	-	-
56010 4951	Human Services Blk Grt Admin	1,596					
56010 4952	Human Services Blk Grt	13,808					
56010 4953	Human Services ARA Grant Admin		1,297	2,100	-	-	-
56010 4954	Human Services ARA Grant		11,377	11,800	11,770	11,770	11,770
Grants Subtotal		31,836	38,877	49,120	55,820	55,820	55,820
Current Expenditures Total		31,836	38,877	49,120	55,820	55,820	55,820

#105 Special Revenue Fund
Narrative

Account #	Description	Narrative
53660 4301	Ak Coastal Management Grant	Travel expenses for annual meeting
56010 4931	Day Care Assistance Admin	Day care assistance pass through
56010 4932	Day Care Subsidy	Day care assistance pass through
56010 4933	DES Grant LEPC	Fire Dept. Local Emergency Planning Committee expenses
56010 4941	Day Care Assistance TCC Admin	Day care assistance pass through
56010 4942	Day Care Assistance TCC	Day care assistance pass through
56010 4953	Human Services ARA Grant Admin	Day care assistance pass through
56010 4954	Human Services ARA Grant	Day care assistance pass through

#627- Special Revenue Fund
Parking Fund

Program Description
This fund is comprised of funds from a State grant and from businesses which have paid to the fund amounts in lieu of providing the required parking spaces per PMC 19.64.120.
Goals
To provide parking for the downtown area.

#627- Special Revenue Fund
Parking Fund Revenues and Expenditures

	Prior Year Actual FY 95/96	Current Year Budget FY 96/97	Year To Date 12/31/96	Proposed Budget FY 97/98
Revenues				
Grants	6,264			
Miscellaneous Revenues		1,550	883	250
Total Revenues	6,264	1,550	883	250
Expenditures				
Land Acquisition	6,264		8,956	
Total Expenditures	6,264	-	8,956	

Current Revenues	6,264	1,550	883	250
Current Expenditures	6,264	-	8,956	-
Net Transfers In or (Out)		-		
Net Gain or Loss	-	1,550	(8,073)	250
Beginning Cash Reserve	33,908	33,908	33,908	5,125
Ending Cash Reserve	33,908	35,458	25,835	5,375

Significant Budget Changes

Parking grant and funds received in lieu of parking spaces for core area development.
 FY 96/97 Cash Reserve reflects \$30,000 grant advance of \$150,000 grant received in 1994.
 FY 97/98 Cash Reserve reflects only Long Term Parking Trust
 Explore parking agreement with US Post Office

#627 - Special Revenue Fund
Parking Fund Revenues

		Prior Year Actual	Prior Year Actual	Current Year Budget	Budget Year Requested	Budget Year Recommended	Budget Year Approved
Account #	Description	FY 94/95	FY 95/96	FY 96/97	FY 97/98	FY 97/98	FY 97/98
Grants							
33600 24	DOA Grant #8/94-012	-	6,264	-	-	-	-
Subtotal		-	6,264	-	-	-	-
Miscellaneous							
36000 10	Interest Earned	2,006		1,550	250	250	250
Subtotal		2,006		1,550	250	250	250
Current Revenues Total		2,006	6,264	1,550	250	250	250

#627 - Special Revenue Fund
 Parking Fund Expenditures

Account Number	Description	Prior Year Actual FY 94/95	Prior Year Actual FY 95/96	Current Year Budget FY 96/97	Budget Year Requested FY 97/98	Budget Year Recommended	Budget Year Approved
Miscellaneous							
Subtotal							
Capital Outlays							
53910 6104	Land Acquisition		6,264	-	-	-	-
Subtotal			6,264	-	-	-	-
Current Expenditures Total			6,264	-	-	-	-

#106 Petersburg Economic Fund

Program Description

Funding sources for the Southeast Alaska Economic Fund are provided by Congress by The Balanced Budget Down Payment Act II allocating \$1,532,036 to the City of Petersburg for four years beginning in FY 1996.

#106 Petersburg Economic Fund
Revenues and Expenditures

	Prior Year Actual FY 95/96	Current Year Budget FY 96/97	Year To Date 12/31/96	Proposed Budget FY 97/98
Revenues				
USDA				
Interest Earned				
	1,532,036	-	1,559,572	1,732,036
Total Revenues	1,532,036	-	1,559,572	1,732,036
Expenditures				
			334	-
Total Expenditures	-	-	334	-
Current Revenues	1,532,036	-	1,559,572	1,732,036
Current Expenditures	-	-	334	-
Net Transfers In or (Out)				
Net Gain or Loss	1,532,036	-	1,559,238	1,732,036
Beginning Cash Reserve	-	-	1,532,036	3,091,274
Ending Cash Reserve	1,532,036	-	3,091,273	4,823,310

Significant Budget Changes

#106 Petersburg Economic Fund
Revenues

		Prior Year Actual	Prior Year Actual	Current Year Budget	Budget Year Requested	Budget Year Recommended	Budget Year Approved
Account	Description	FY 94/95	FY 95/96	FY 96/97	FY 97/98	FY 97/98	FY 97/98
33200 07	USDA S.E. AK Economic		1,532,036		1,532,036	1,532,036	1,532,036
36000 10	Interest Earned				200,000	200,000	200,000
Subtotal			1,532,036	-	1,732,036	1,732,036	1,732,036
Current Revenues Total			1,532,036	-	1,732,036	1,732,036	1,732,036

#106 Petersburg Economic Fund
Expenditures

Account		Prior Year	Prior Year	Current Year	Budget Year	Budget Year	Budget Year
Number	Description	Actual	Actual	Budget	Requested	Recommended	Approved
		FY 94/95	FY 95/96	FY 96/97	FY 97/98	FY 97/98	FY 97/98
51210 42	Public Survey				-	-	-
Grants Subtotal			-	-	-	-	-
Current Expenditures Total			-	-	-	-	-

CITY OF PETERSBURG

EMPLOYEE FACT SHEET
JULY 1, 1997

1. SOCIAL SECURITY	% of Gross	Gross Wages	Max. Deduct.
Social Security	6.20	\$65,400	\$4,054.80
Medicare	1.45	All Wages	No Limit
<i>City matches employee contribution.</i>			

2. PERS CONTRIBUTIONS (State Retirement)

Percentage of gross wages (not subject to Federal tax)
All employees after first six months of employment (except temporary hires or part-time employees working less than 15 hours p/wk) - 6.75%.
Police & Fire - 7.5% Employer - 13.62%

3.

INSURANCE - MEDICAL, DENTAL AND VISION - AETNA HEALTH
City pays full premium coverage for employee and 50% of dependent premium coverage (except for temporary hires):
Employee Only - \$236.49 Employee and Spouse - \$377.55
Employee and Children - \$338.58 Employee and Family - \$479.71
The above figures represent the City's portion only.

4.

LIFE INSURANCE
City provides \$5,000 policy to all full time employees (except temporary hires).

5.

DEFERRED COMPENSATION
All employees (except temporary hires) are eligible to enroll in the voluntary retirement deferred compensation plan. Up to 25% of gross wages, not to exceed \$7,500 per year, can be deferred from income tax.

6.

PAY RANGES
See the following Schedule.

7.

LONGEVITY PAY - A.P.E.A. Contract effective 1/1/95
Beginning on January 1, 1997 and completion of ten (10) years of employment, A.P.E.A. employees will be paid an additional fifty cents (\$.50) per hour over the base wage.

I.B.E.W. Contract effective 1/1/95
Those employees hired prior to 1987 will continue to receive an additional \$1.50 per hour, plus any longevity (12 cents per hour for each year of continuous employment, prior to 1984) received by the employee.

8.

HOLIDAYS

All Employees receive the following holidays:

<i>New Years Day</i>	<i>January 1</i>
<i>Washington's Birthday</i>	<i>Third Monday in February</i>
<i>Seward's Day</i>	<i>Last Monday in March</i>
<i>Memorial Day</i>	<i>Last Monday in May</i>
<i>Independence Day</i>	<i>July 4</i>
<i>Labor Day</i>	<i>First Monday in September</i>
<i>Alaska Day</i>	<i>October 18</i>
<i>Thanksgiving Day</i>	<i>Fourth Thursday in November</i>
<i>Christmas Day</i>	<i>December 25</i>

In addition to the above holidays, employees covered by the A.P.E.A. contract and Administrative staff receive Martin Luther King Day (third Monday in January) and Veteran's Day (November 11). Employees covered by the I.B.E.W. Contract receive three (3) floating holidays per calendar year.

9.

ANNUAL LEAVE

Employees (except temporary hires) accrue leave hours per month.

<u>LENGTH OF CONTINUOUS SERVICE</u>	<u>VACATION ACCRUED ANNUALLY</u>
<i>Less than 2 years</i>	<i>12 days</i>
<i>3rd through 5th year</i>	<i>18 days</i>
<i>6th through 9th year</i>	<i>21 days</i>
<i>Beginning 10th year</i>	<i>30 days</i>

Employees working less than 40 hours per week accrue annual leave based on hours of work and length of continuous service.

10.

SICK LEAVE - A.P.E.A.

Employees (except temporary hires) accrue sick leave at the rate of 8 hours per month. Employees working less than 40 hours per week accrue sick leave based on actual hours worked. No cap for sick leave.

I.B.E.W.

An employee covered by the I.B.E.W. contract may accrue sick leave up to a maximum of sixty (60) days. Upon termination, the employee shall be paid 50% of accrued but unused sick leave. Upon retirement, the employee shall be paid 100% of accrued, but unused sick leave.

CITY OF PETERSBURG

COMPARISON OF AUTHORIZED PERMANENT PERSONNEL
AS STATED IN ADOPTED ANNUAL BUDGETS

FISCAL YEAR	1987	1988	1989	1990	1991	1992	1993	1994	1995	1996	1997	1998
Administration	2	2.5	2.5	2.5	2.5	2	2.25	2.25	2.25	2.25	2.25	2.25
Finance	6.5	5	5	5	5.5	4.5	4.25	4.25	4.25	4.25	4.25	4.25
Police	12.5	11.5	11.75	11.95	12.95	12.55	12.15	12.65	13.98	14.75	15	14.6
Fire	2	2	2	2	2	2	2	2	2	2	2	2
Public Works	8	6.33	7.33	8.33	8.33	7.33	11	7.75	7.75	6.63	7	7.17
Engineering	3	2.33	2.33	2.33	2.33	2.33	0	0	0	1	1	1
Comm Develop	1	2	2	2	2	2.5	4	3.66	3.66	3.66	3.91	2.67
Library	2.75	2.55	2.55	2.55	2.55	2.55	1.46	2.45	2.6	2.6	2.6	2.75
Parks & Rec/Pool	6.1	4.49	6.1	6.1	5.75	5.58	7.69	7.44	7.89	8.02	8.3	8.1
Sales Tax	0	0	0	0	0	0.5	0.5	0.5	0.5	0.5	0.5	0.5
Electric	10	10.25	10.25	11	11	11	12	12	11	11	11	11
Water/Wastewater	2	2	3	4	4	4	4	5	6	6.25	7	6.12
Sanitation	3	3.33	3.33	3.33	3.33	3.33	3.33	3.33	3.33	3.33	3.33	4.6
Harbor	4	4	4	5	4.5	5.5	5.5	5.5	5.47	5.6	5.62	6.42
Motor Pool	3	3	3	3	3	3	3	3	3	3	3	3
Elderly Housing	1	1	1	1	1	1	1	1	1	1.13	1.13	1.63
												1

CITY OF PETERSBURG
ALL EMPLOYEES
1995 - 1997 WAGE SCHEDULE

TITLE	BASE	BASE	BASE
	1/1/95	1/1/96	1/1/97
Accountant & Accts Rec/Prop Tax**	18.02	18.37	18.72
Accts Payable/Rec -Inv.**	16.03	16.38	16.73
Assistant Grounds Keeper**	13.44	13.79	14.14
Building Maintenance**	13.44	13.79	14.14
Captain of Police**	21.98	22.33	22.68
Chief Clerk/Dispatcher**	17.24	17.59	17.94
City Clerk***	26.97	26.97	27.76
City Fire Marshall/EMT-D**	21.98	22.33	22.68
City Manager***	33.65	34.62	36.54
City Treasurer***	26.97	26.97	27.57
City Disp I/Corr Officer**	13.68	14.03	14.38
City Disp II/Corr Officer**	14.18	14.53	14.88
Deputy Clerk/Personnel Officer	18.81	18.81	19.4
Electrician	25.68	26.18	26.68
Electrician/Operator	26.96	27.46	27.96
Electrician/Operator*	29.40	29.90	30.4
EMS Coord/Firefighter**	19.37	19.72	20.0
Engineer****	31.25	31.25	31.7
Facility Attendant**	10.31	10.66	11.0
Finance Clerk**	13.68	14.03	14.38
Groundman	17.22	17.72	18.22
Groundman/Operator	17.98	18.48	18.98
Grounds Keeper**	15.77	16.12	16.47
Harbor Office Manager**	19.51	19.86	20.21
Harbor Security I**	14.04	14.39	14.7
Harbor Security II**	17.24	17.59	17.9
Harbormaster***	28.02	28.02	29.3
Heavy Equipment Operator**	19.90	20.25	20.6
Jail Guard**	13.68	14.03	14.3
Laborer - PMP/L	12.84	13.34	13.8
Laborer I**	13.44	13.79	14.1
Laborer II**	15.51	15.86	16.2
Landfill Operator/Laborer**	13.44	13.79	14.1
Librarian***	23.47	23.47	24.0
Library Clerk**	10.85	11.20	11.6
Library Page**	5.88	6.23	6.6
Library Technician I**	13.68	14.03	14.4
Library Technician II**	15.58	15.93	16.3
Lifeguard I**	8.23	8.58	8.9
Lifeguard II**	10.31	10.66	11.0
Line Foreman	28.24	28.74	29.2
Line Foreman*	30.55	31.05	31.5
Lineman	25.68	26.18	26.6
Lineman*	27.05	27.55	28.0
Lineman/Operator	26.96	27.46	27.9
Maintenance Specialist**	20.18	20.53	20.9
Meter Maintenance Man**	13.44	13.79	14.1
Meter Reader	15.28	15.78	16.2

CITY OF PETERSBURG
ALL EMPLOYEES
1995 - 1997 WAGE SCHEDULE

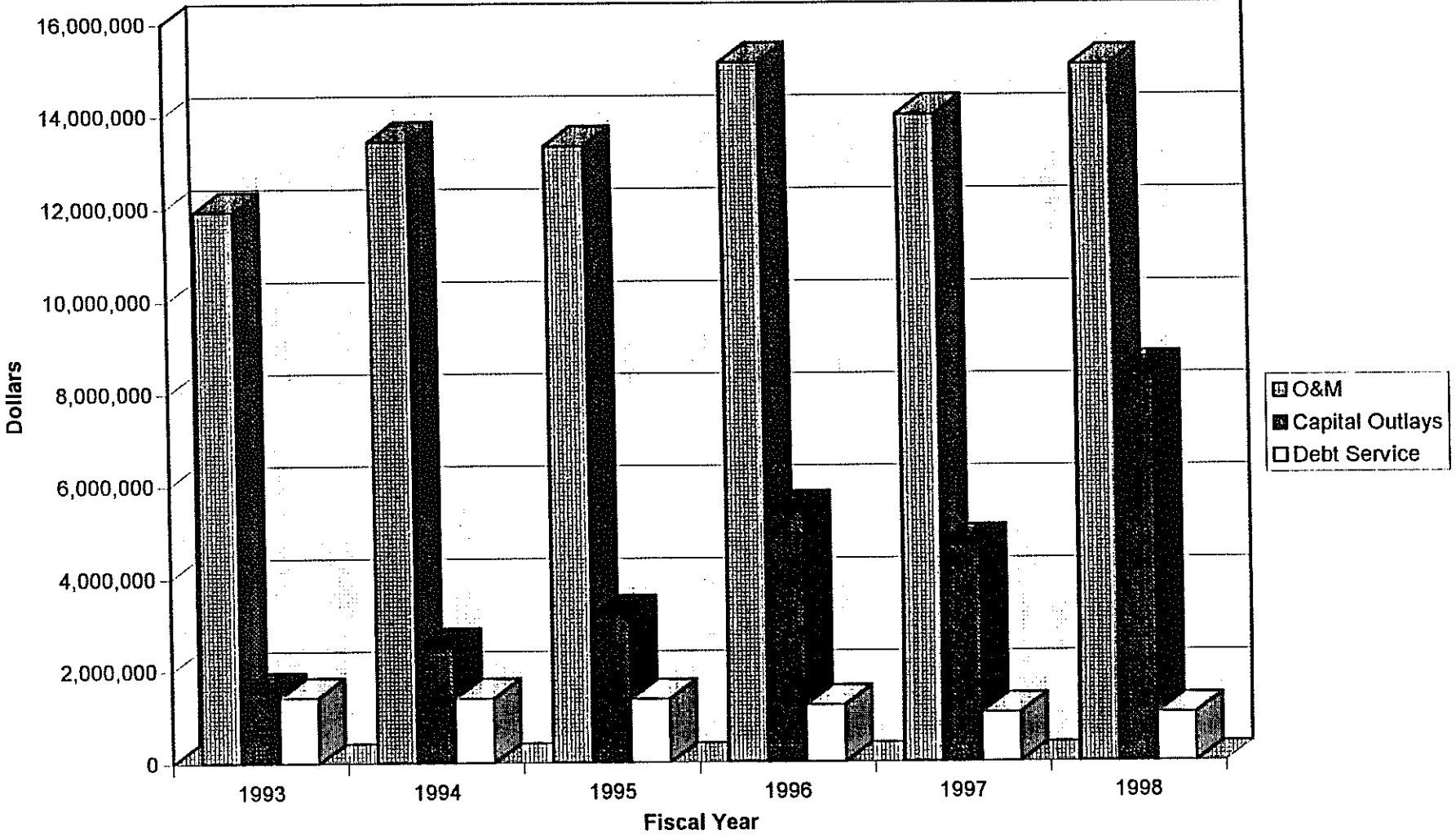
TITLE	BASE	BASE	BASE
	1/1/95	1/1/96	1/1/97
Motor Pool Foreman**	21.20	21.55	21.90
Motor Pool Mechanic**	19.90	20.25	20.60
Mt. View Manor Manager****	20.91	20.91	21.54
Office Manager	24.40	25.90	25.40
Office Manager*	26.62	27.12	27.62
Parking & Veh Req Enforce**	11.44	11.79	12.14
Parks & Facility Maintenance**	18.10	18.45	18.80
Parks & Rec Director***	21.63	21.63	23.25
Planning Development Tech**	20.18	20.53	20.88
Planning/Community Develop. Director****	25.57	25.57	26.17
Police Chief****	26.92	27.19	28.55
Police Officer**	19.37	19.72	20.07
Pool Cashier***	5.95	6.30	6.65
Power & Light Superintendent****	34.48	34.48	35.08
Powerhouse Mechanic	24.91	25.41	25.91
Powerhouse Mechanic*	26.16	26.66	27.16
Powerhouse Mechanic/Operator	26.19	26.69	27.19
Powerhouse Mechanic/Operator*	27.47	27.97	28.47
Powerhouse Operator	24.91	25.41	25.91
Public Works Director****	30.86	30.86	31.46
Public Works Foreman**	21.98	22.33	22.68
Recreation Facilities Coordinator**	16.50	16.85	17.20
Sanitation Driver**	16.17	16.52	16.87
Sanitation Utility Operations Supervisor**	19.51	19.86	20.21
Secretary - Community Development**	13.68	14.03	14.38
Secretary - Public Works**	13.68	14.03	14.38
Secretary II**	12.07	12.57	13.07
Secretary II**	15.58	15.93	16.28
Sergeant of Police**	21.12	21.47	21.82
Tent City Manager**	15.25	15.60	15.95
Utility Secretary/Cust Serv Rep	17.22	17.72	18.22
Utility Secretary/Cust Serv Rep*	18.15	18.65	19.15
Utility Worker***	18.10	18.45	18.8
W/WWV Laborer**	13.44	13.79	14.1
W/WWV Utility Worker**	19.37	19.72	20.0
Water Senior Operator**	21.20	21.55	21.9

* PM/PL Employees hired prior to January 1, 1987 shall continue to receive \$1.50 p/hr increase, plus .12 p/hr longevity granted to those employees prior to 1984.

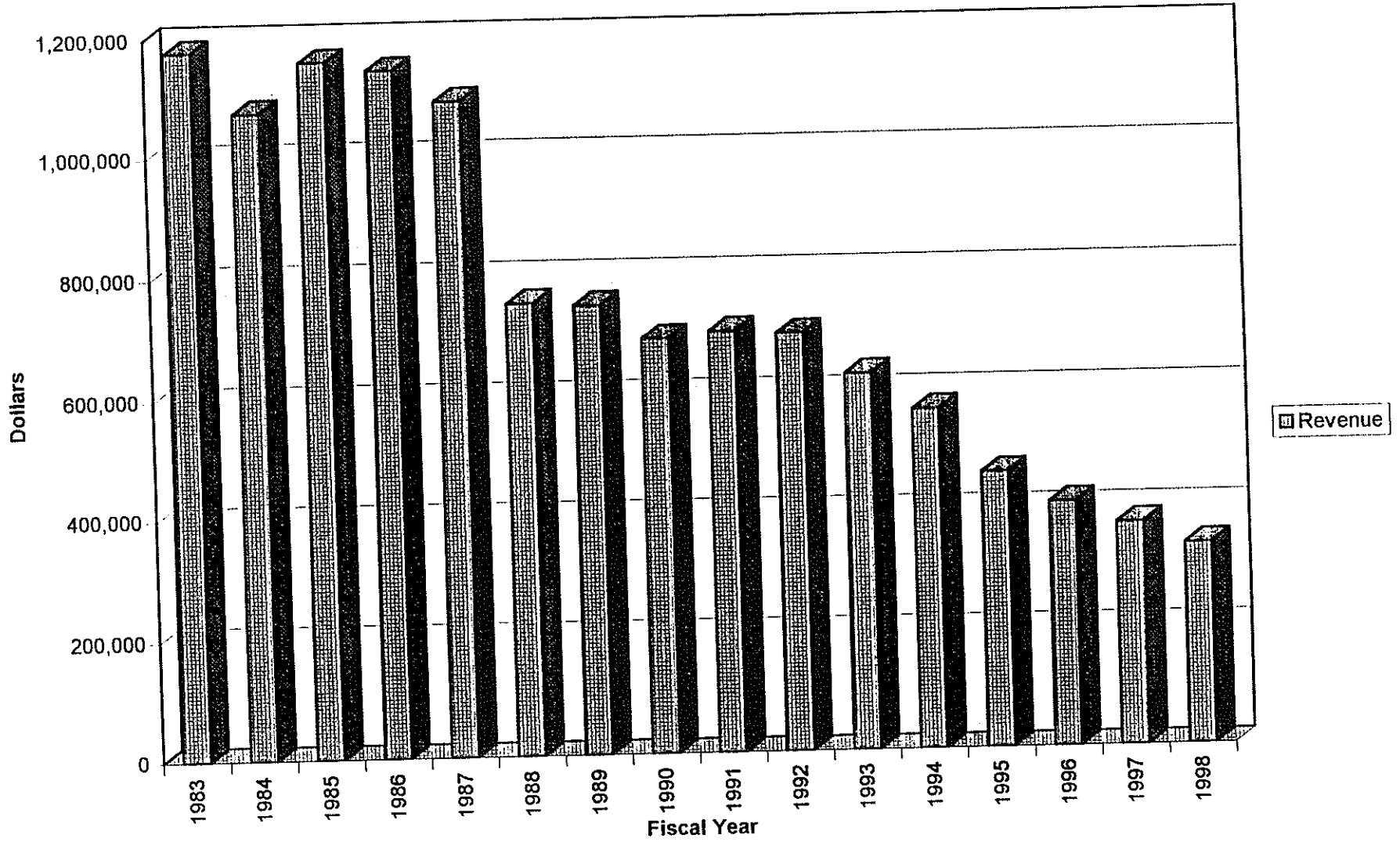
** APEA Employees shall receive an additional .25 per hour above their base wage upon completion of five years of employment and .50 per hour above their base wage upon completion of ten years of employment.

*** Administrative Staff. Wages run on the fiscal year, not calendar year. 1997 wages represent fiscal year ending June 30, 1997.

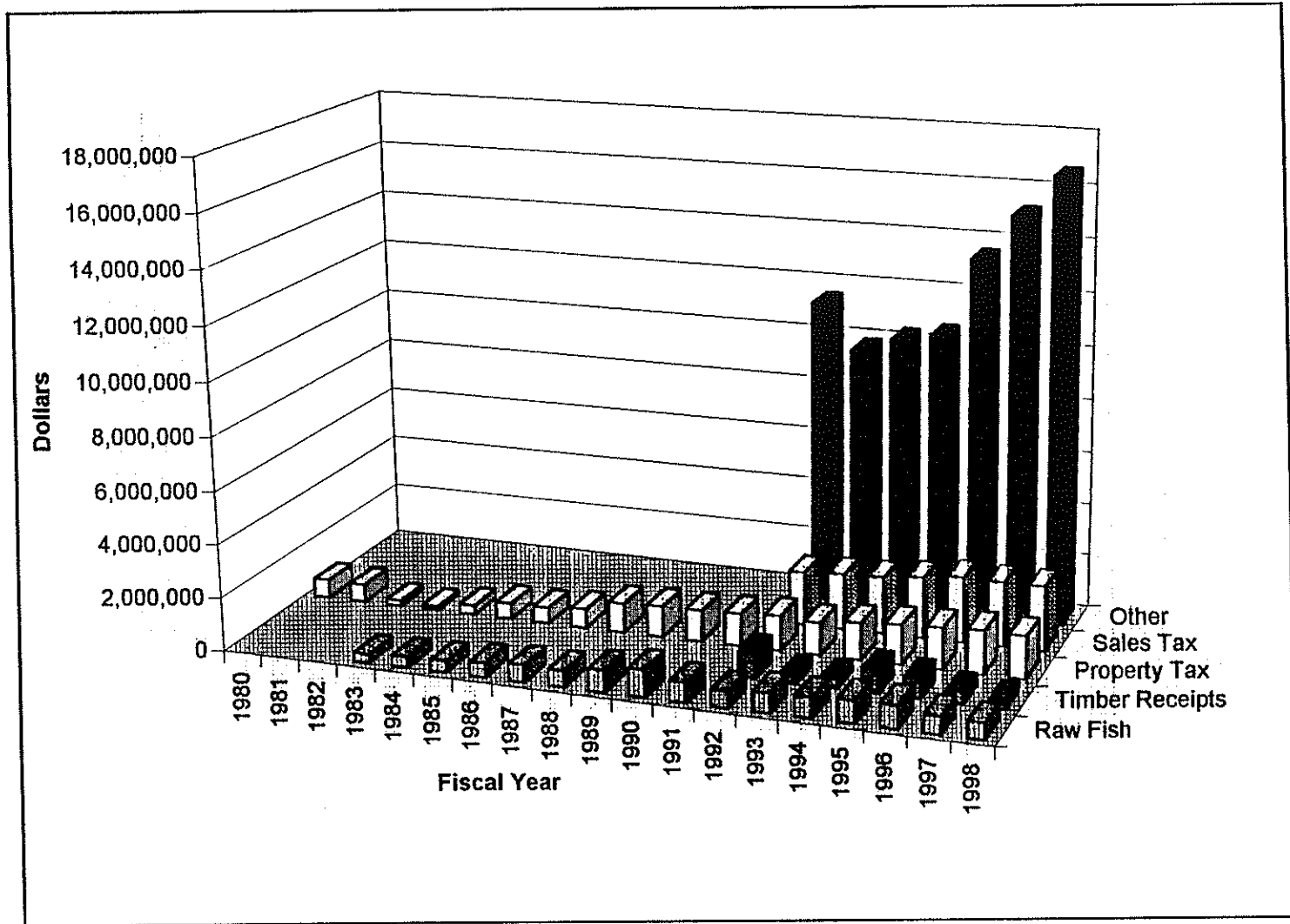
City of Petersburg Expense Funds



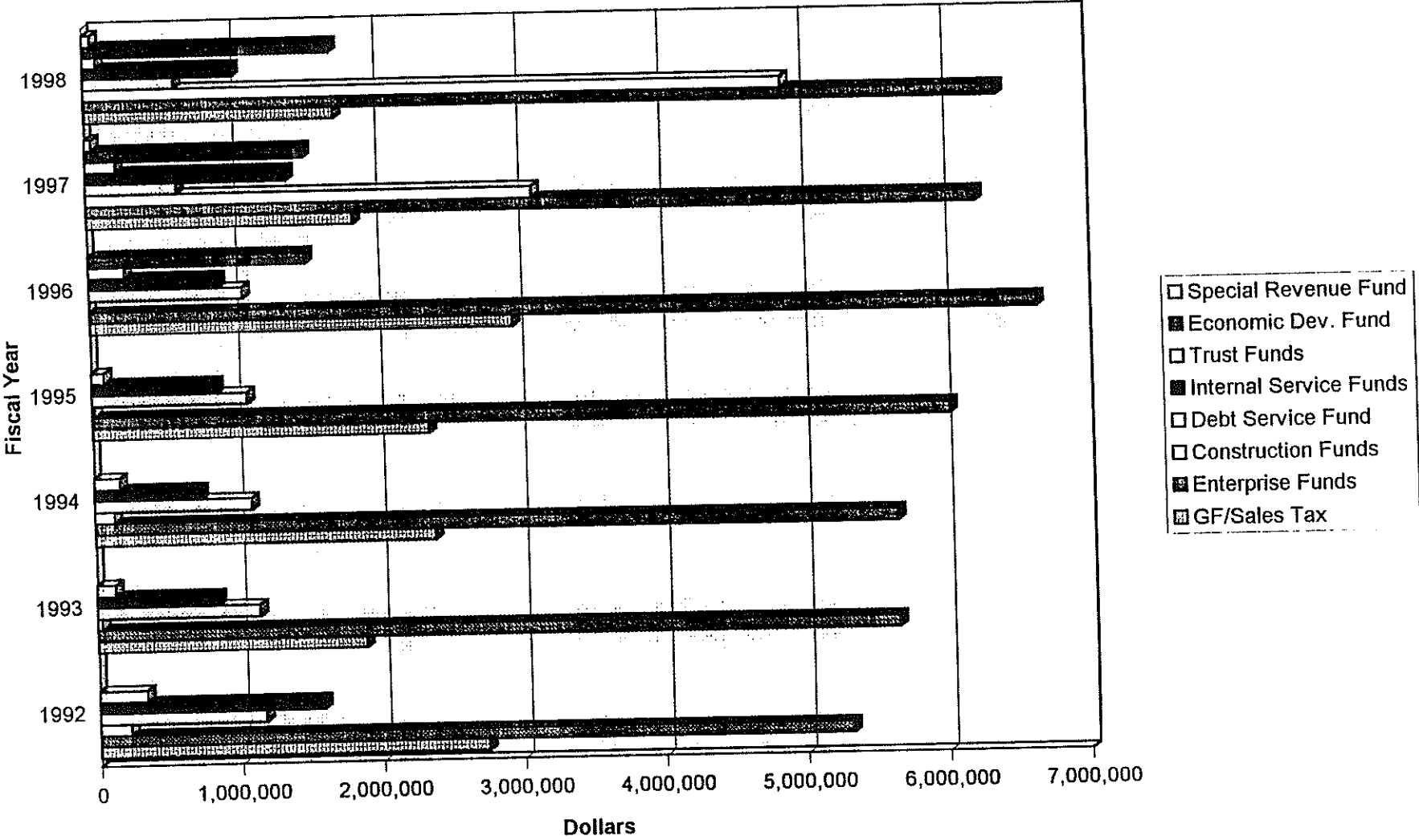
State Municipal Assistance & Revenue Sharing



City of Petersburg Other Revenue Sources



Other Revenue Sources



RESOLUTION NO. 1482-R

A RESOLUTION TO ESTABLISH THE LEVY AND RATE OF THE GENERAL PROPERTY TAX IN THE CITY OF PETERSBURG, ALASKA FOR THE FISCAL YEAR ENDING JUNE 30, 1998.

WHEREAS, the Petersburg Municipal Code provides that there shall be assessed levied and collected a general tax for municipal purposes within the incorporated limits of the City; and

WHEREAS, the Assessor has delivered a statement of the total assessed valuation of all real property within the City; and


WHEREAS, the Council shall thereafter, but before June 15, fix by resolution the rate of tax levy and designate the number of mills upon each dollar of value of assessable taxable real property that shall be levied, and shall levy said tax in accordance therewith; and

NOW THEREFORE BE IT RESOLVED BY THE CITY COUNCIL OF THE CITY OF PETERSBURG, ALASKA AS FOLLOWS:


Section 1. The assessed value of real property for the City of Petersburg for municipal purposes for the fiscal year ending June 30, 1998 shall be \$ 177,131,700.

Section 2. The tax rate shall be nine (9) mills upon each dollar of value of assessable taxable real property for Areas I , II & III within the city limits.

PASSED and APPROVED by the City Council of the City of Petersburg, Alaska this 2 day of June, 1997.



Mayor



RESOLUTION NO. 1483-R

A RESOLUTION ADOPTING THE 1997/98 BUDGET FOR THE CITY OF PETERSBURG AND SETTING APPROPRIATIONS FOR THE FISCAL YEAR BEGINNING JULY 1, 1997 AND ENDING JUNE 30, 1998.

WHEREAS, Chapter XI of the Petersburg Municipal Code provides procedures and provisions for the adoption of a budget and the setting of appropriations; and

WHEREAS, the City Manager has presented a preliminary 1997/98 budget to the Council; and

WHEREAS, the City Council has revised this preliminary budget and set appropriate levels.

NOW THEREFORE BE IT RESOLVED BY THE CITY COUNCIL OF THE CITY OF PETERSBURG, ALASKA AS FOLLOWS:


Section 1. This resolution shall be cited as "Budget and Appropriations Resolution 1483-R.

Section 2. The preliminary budget submitted by the City Manager and revised by the City Council is hereby adopted for the next fiscal year starting July 1, 1997 and ending June 30, 1998.


Section 3. The following appropriations are hereby made for each fund:

General Fund	\$ 8,316,885	Capital Projects	\$ 7,834,556
Enterprise Funds		Special Revenue Funds	
Electric Utility	\$ 3,757,447	Debt Service	\$ 632,570
Water Utility	\$ 501,216	School Reserve	\$ 700,000
Wastewater Utility	\$ 463,802	Streets & Roads Reserve	-0-
Sanitation Utility	\$ 649,447	Land Development	\$ 11,000
Port Authority	\$ 630,904	Special Revenue Fund	\$ 55,820
Port Authority Trust	\$ -0-	Parking Fund	-0-
Elderly Housing	\$ 268,669	Economic Fund	\$ -0-
Internal Service Funds			
Motor Pool	\$ 581,339		
Self Insured Reserve	-0-		
Geographic Information Systems	\$ 60,500		

PASSED and APPROVED by the City Council of the City of Petersburg, Alaska the
16th day of June, 1997.



Mayor

ATTEST


City Clerk