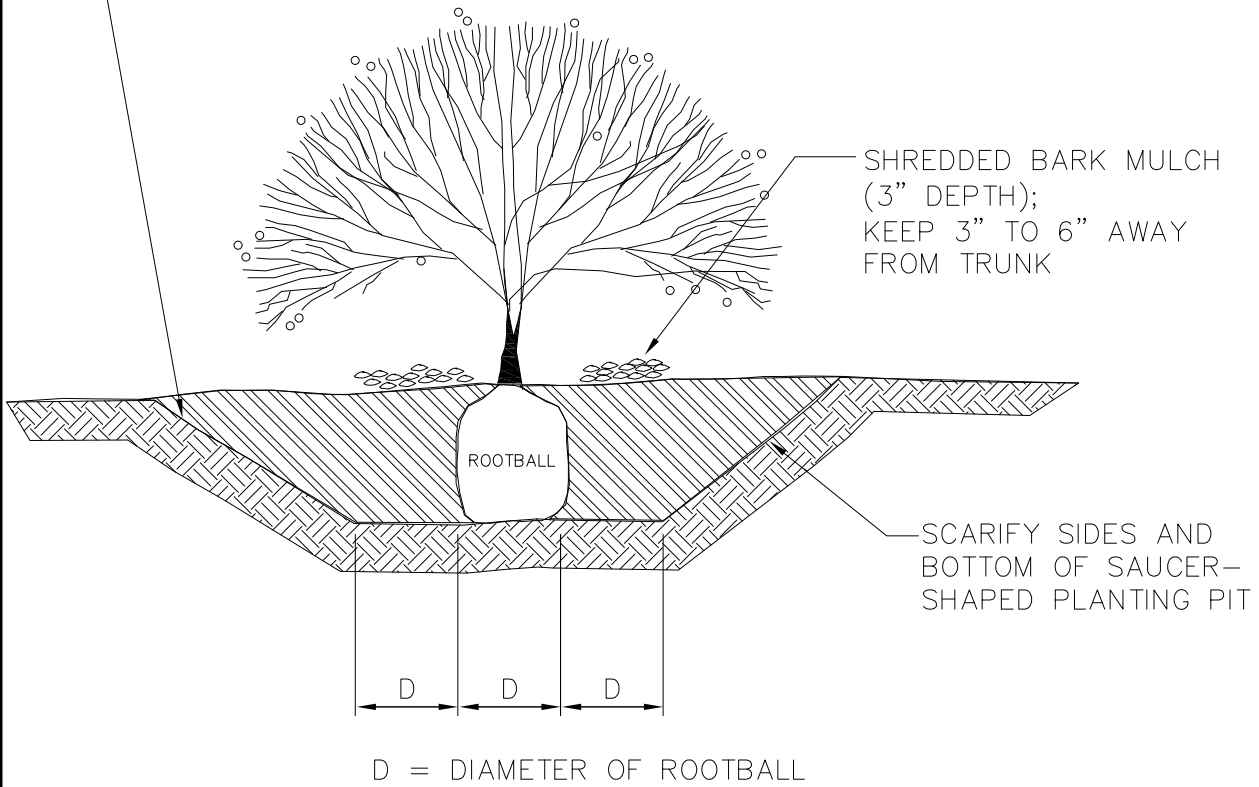


**STANDARD CONSTRUCTION SPECIFICATIONS
MISCELLANEOUS
DIVISION 75
INDEX OF STANDARD DETAILS**

75-1	Shrub Planting Detail
75-2	Conifer Planting Detail
75-3	Deciduous Tree Planting Detail
75-4	Boulder

BACKFILL WITH TOPSOIL;
THOROUGHLY WATER BACKFILL
AS TO PREVENT AIR POCKETS. DO
NOT TAMP OR COMPACT. DO NOT
FERTILIZE AT TIME OF PLANTING.



NOTES:

1. DEPTH VARIES DEPENDING ON ROOTBALL THICKNESS.
2. SOIL SHALL BE LOOSEND AND SUITABLE FOR ROOT GROWTH. TOP WIDTH OF PLANT PIT SHALL BE 4-5 TIMES ROOTBALL DIAMETER.

FILE.DWG



SCALE:
NTS

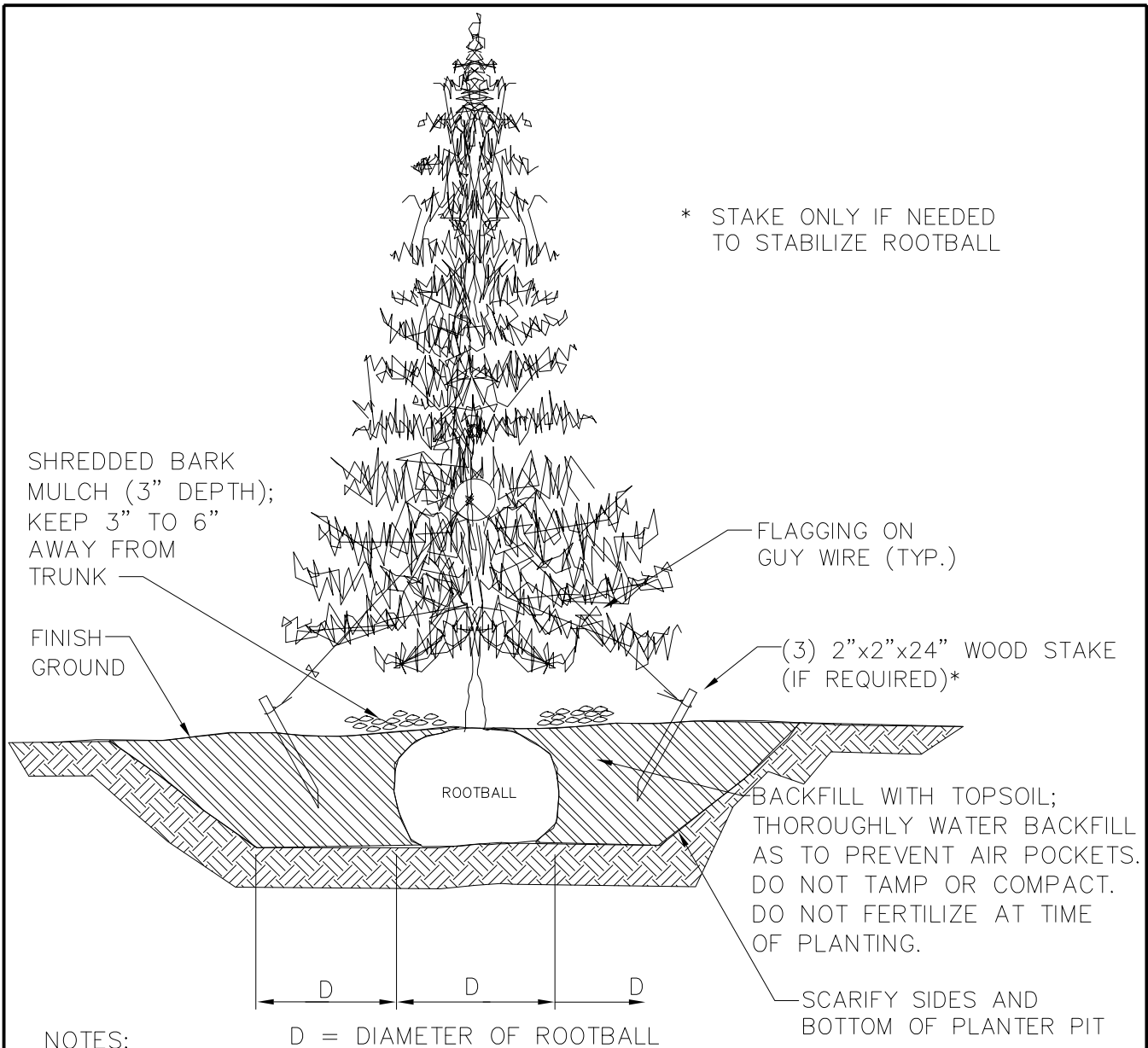
APPROVED:

REVISED:
4/12

SHRUB PLANTING DETAIL

SECTION #
75.02

DETAIL #
75-1



NOTES:

D = DIAMETER OF ROOTBALL

1. CONTRACTOR SHALL CUT BURLAP AND REMOVE A MINIMUM OF 1/2 FROM PLANTING PIT. CONTRACTOR SHALL COMPLETELY REMOVE WIRE BASKETS.
2. DEPTH OF PLANT PIT VARIES DEPENDING ON ROOTBALL THICKNESS. SOIL SHALL BE LOOSENED AND SUITABLE FOR ROOT GROWTH. TOP WIDTH OF PLANT PIT SHALL BE 4-5 TIMES ROOTBALL DIAMETER. SET ROOTBALL ON SOLID GROUND TO PREVENT SETTLING. PLANT TREE TRUNK WITH TRUNK FLARE AT OR UP TO 1" ABOVE FINISHED GROUND.
3. USE THREE 2"x2"x24" WOOD STAKES WHEN SPECIFIED ON DRAWINGS OR REQUIRED BY THE ENGINEER. EMBED AT ANGLE. DO NOT PENETRATE ROOTBALL. USE SOFT, FLEXIBLE MATERIAL FOR TIES. GUY AT APPROXIMATELY 1/3 TREE HEIGHT. REMOVE GUY AFTER ONE YEAR. DO NOT STAKE TREE RIGID, IT MUST MOVE IN THE WIND.



SCALE:
NTS

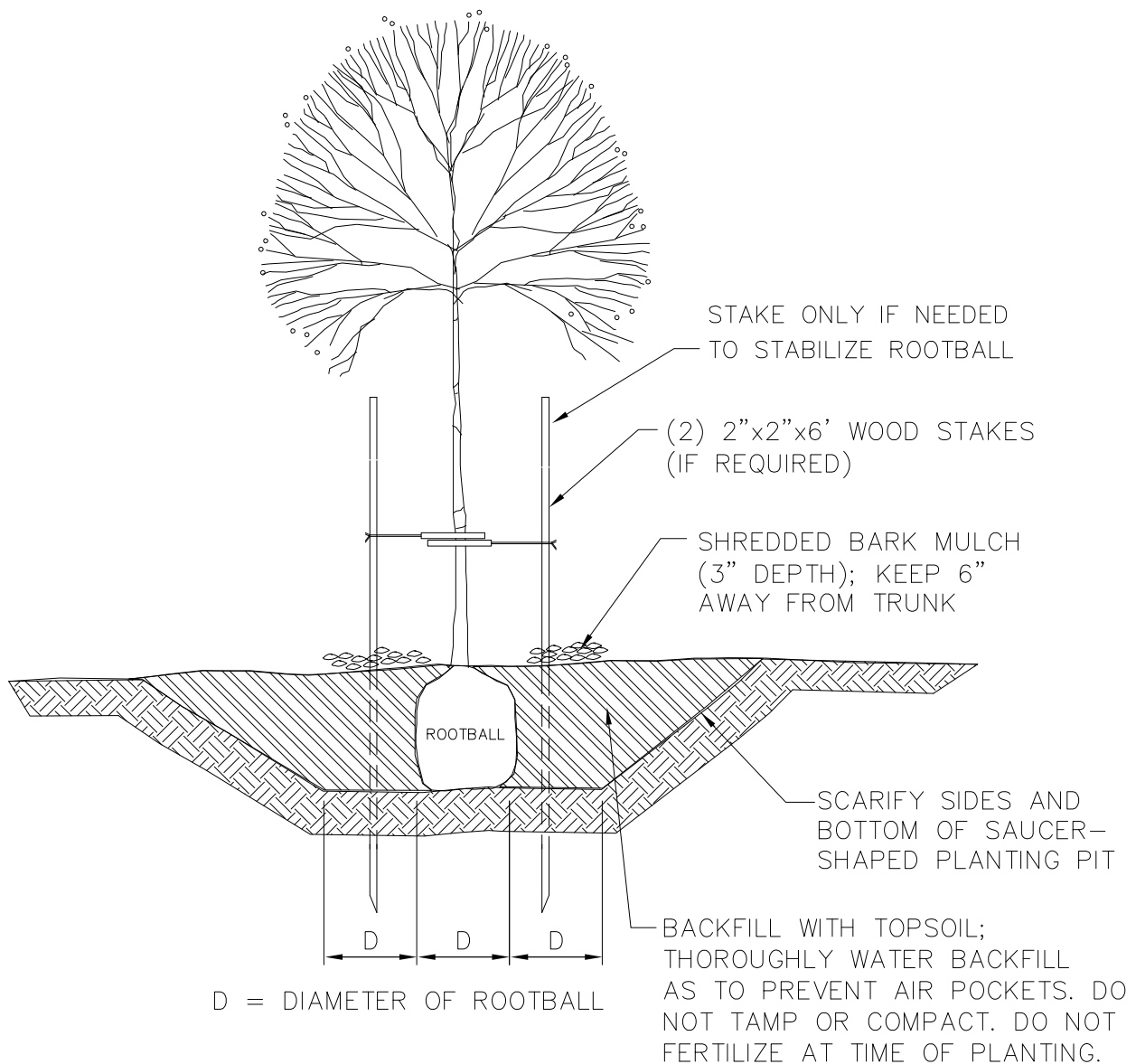
APPROVED:

REVISED:
4/12

CONIFER PLANTING DETAIL

SECTION #
75.02

DETAIL #
75-2



NOTES:

1. CUT BURLAP AND WIRE BASKET, PEEL DOWN, REMOVE OR LAY FLAT IN BOTTOM OF PLANT PIT. REMOVE CONTAINERS.
2. DEPTH OF PLANT PIT VARIES DEPENDING ON ROOTBALL THICKNESS. SOIL SHALL BE LOOSENED AND SUITABLE FOR ROOT GROWTH. TOP WIDTH OF PLANT PIT SHALL BE 4-5 TIMES ROOTBALL DIAMETER. SET ROOTBALL ON SOLID GROUND TO PREVENT SETTLING. PLANT TREE TRUNK WITH TRUNK FLARE AT OR UP TO 1" ABOVE FINISHED GROUND.
3. USE TWO 2"x2"x6' WOOD STAKES WHEN SPECIFIED ON DRAWINGS OR REQUIRED BY THE ENGINEER. EMBED 24" DO NOT PENETRATE ROOTBALL. USE SOFT, FLEXIBLE MATERIAL FOR TIES. GUY AT APPROXIMATELY 1/3 TREE HEIGHT. REMOVE GUY AFTER ONE YEAR. DO NOT STAKE TREE RIGID, IT MUST MOVE IN THE WIND.



SCALE:
NTS

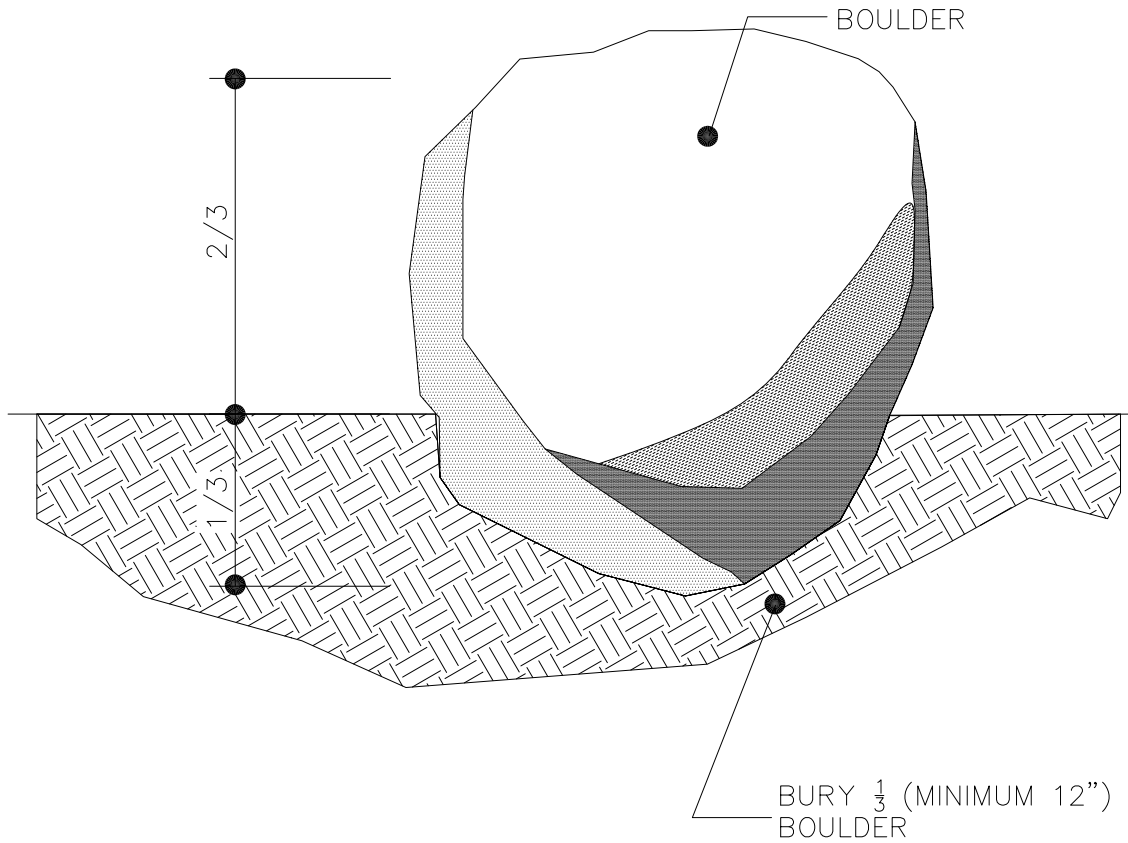
APPROVED:

REVISED:
4/12

DECIDUOUS TREE PLANTING DETAIL

SECTION #
75.02

DETAIL #
75-3



BOULDER

NOTES:

1. ORIENTATION OF BOULDERS DETERMINED ON-SITE BY THE ENGINEER.

FILE.DWG



SCALE:
NTS

APPROVED:

REVISED:
4/12

BOULDER

SECTION #
75.11

DETAIL #
75-4